

Elegance & Style 2016

www.apolloradiators.co.uk

made in the UK and Europe

APOLLO radiator ranges

contemporary vertical, horizontal and low level steel designer radiators

bassano contemporary designer radiator page 6 - 13



vertical round



vertical



horizontal



low level

bologna modern designer radiator page 14 - 17



vertical



horizontal

capri flat tubed designer radiator page 18 - 21



single white



single chrome



double white



single chrome with mirror

milano flat panel contemporary radiator page 22 - 27



vertical



horizontal

rimini tube on tube designer radiator page 28 - 31



single white



single chrome



double white



single white wave



single chrome wave

contemporary stainless steel designer radiators

ferrara stainless steel designer radiator page 32 - 39



vertical



horizontal



glass



glass wave



stone

modern aluminium radiators suitable for low temperature renewable systems

modena aluminium radiator page 40 - 49



vertical



horizontal



curved



flat

monza aluminium column radiator page 50 - 53



vertical



horizontal

classic vertical and horizontal wall mounted and freestanding steel column radiators

roma steel column radiator page 54 - 62



vertical



horizontal



with feet



bespoke

traditional victorian school style cast iron column radiators

firenze victorian cast iron radiator page 64 - 65



APOLLO towel warmer ranges

steel multirail towel radiators in chrome and white, straight and curved

napoli towel radiator

page 66 - 67



napoli sealed electric towel radiator

page 68 - 69



contemporary steel heated towel warmers

palermo chrome flat panel towel warmer

page 70 - 71



pavia tube on tube towel warmer

page 72 - 73



trieste superior and superior plus towel warmer

page 74 - 75



venezia contemporary chrome towel warmer

page 76 - 77



decorative contemporary stainless steel towel warmers

garda contemporary polished stainless steel towel warmer

page 78 - 79



genova stainless steel towel warmer

page 80 - 81



straight



offset



wave

traditional UK made brass bathroom radiators

ravenna traditional bathroom radiator

page 82 - 83



ravenna plus traditional bathroom radiator

page 84 - 85



sienna contemporary bathroom radiator

page 86 - 87



valves

page 88 - 89



LCV15A



LCTR15A

electric options

page 90



LEHE



TEHE

about **APOLLO** terms and conditions

page 91

APOLLO key symbols

manufacturing material  aluminium  brass  cast iron  steel  stainless steel

guarantee  

country of origin  made in BELGIUM  made in ITALY  made in TURKEY  made in UK


new product/size 

delivery  **3 DAYS**
FREE DELIVERY
7 DAYS 

3 days - white
7 days - **APOLLO** standard colours


APOLLO standard colours

for more information see page 5



APOLLO standard colours


Colours are applied by powder coating



RAL 1013
Oyster white



RAL 1014
Ivory



RAL 1015
Light ivory



RAL 1016
Sulphur yellow



RAL 1021
Rape yellow



RAL 1023
Traffic yellow



RAL 3000
Flame red



RAL 3003
Ruby red



RAL 3020
Traffic red



RAL 5003
Sapphire blue



RAL 5007
Brilliant blue



RAL 5009
Azure blue



RAL 5010
Gentian blue



RAL 5011
Steel blue



RAL 5013
Cobalt blue



RAL 5022
Night blue



RAL 5024
Pastel blue

Standard RAL colours are 80/20% gloss, not matt.
Finished product colour always varies from printed.
Metal swatches for individual colours are available.
We strongly recommend a coloured metal swatch is checked before ordering.



RAL 6005
Moss green



RAL 6019
Pastel green



RAL 6021
Pale green



RAL 6024
Traffic green



RAL 6027
Light green



RAL 6028
Pine green



RAL 7001
Silver grey



RAL 7004
Signal grey



RAL 7015
Slate grey



RAL 7016
Anthracite grey




RAL 7024
Graphite grey



RAL 7026
Granite grey



RAL 7032
Pebble grey



RAL 7035
Light grey



RAL 7040
Window grey




RAL 8011
Nut brown



RAL 8017
Chocolate brown



RAL 9001
Cream white



RAL 9003
Signal white



RAL 9004
Signal black



RAL 9005
Jet black



RAL 9006
White Aluminium



RAL 9010
Pure White



RAL 9016
Traffic white



Brown
Textured
Metallic
Matt



Grey
Textured
Metallic
Matt



Black
Textured
Metallic
Matt




White
Anti Bacterial
Matt



Bronze
Satin

APOLLO bassano vertical round

- contemporary modern half and quarter round vertical designer radiators
- suitable for flat walls, bulkheads or corners in modern living areas
- available in white (RAL 9016) within 3 working days
- available in a range of colours within 7 working days



GREY TEX MET

bassano vertical round

modern contemporary designer rectangular tubed range of radiators

bottom connections only

load bearing wall required

SIZE		TUBES	OUTPUT		PRICE WHITE (RAL 9016)	STOCK CODE	APOLLO STANDARD COLOURS
HEIGHT	WIDTH		WATT	BTU			
BASSANO VERTICAL HALF ROUND							
1800	395	16	1610	5493	695.00	BAVHR18H395	938.25
1800	475	20	2094	7145	855.00	BAVHR18H475	1154.25
BASSANO VERTICAL QUARTER ROUND							
1400	325	10	857	2924	480.00	BAVQR14H325	648.00
1800	325	10	1071	3654	595.00	BAVQR18H325	803.25

DIMENSIONS - HALF ROUND	
Size nominal: Actual width = (No. tubes x 20mm) + 73mm	
Back wall to front of rad	215/255mm
Back wall to pipe centres	65mm
Distance between tapings	250/330mm

DIMENSIONS - QUARTER ROUND	
Size nominal: Actual width = (No. tubes x 27mm) + 52mm	
Back walls to front of rad	255mm
Back walls to pipe centres	58mm
Distance between tapings	170mm

BASSANO INFORMATION

EN442 Outputs $\Delta T50C$
 Correction factor to $\Delta T60C = 1.2675$
 Example RAL stock code RAL7024_BAVHR18H325

All prices subject to VAT





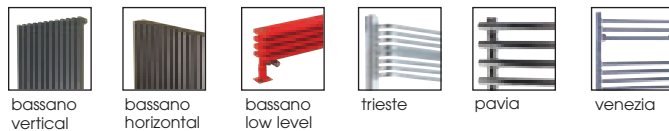
made in



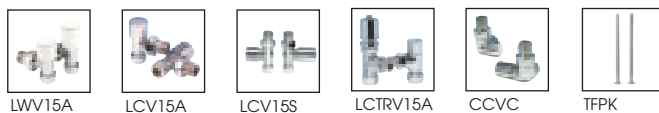
BELGIUM



complementary products




compatible valves: for more information see page 88



APOLLO standard colours

for more information see page 5



APOLLO bassano vertical

- contemporary vertical designer radiators suitable for modern living areas
- high output double radiators available (see image below)
- available in white (RAL 9016) within 3 working days
- available in a range of colours within 7 working days



RAL 7016

bassano vertical

modern contemporary designer rectangular tubed range of radiators

bottom connections only

load bearing wall required

SIZE		TUBES	OUTPUT		PRICE WHITE (RAL 9016)	STOCK CODE	APOLLO STANDARD COLOURS
HEIGHT	WIDTH		WATT	BTU			
BASSANO VERTICAL SINGLE							
1800	300	8	859	2931	360.00	BAVS18H300	486.00
1800	465	12	1289	4398	510.00	BAVS18H465	688.50
1800	625	16	1719	5865	660.00	BAVS18H625	891.00
BASSANO VERTICAL DOUBLE							
1800	300	8	1379	4705	700.00	BAVD18H300	945.00
1800	465	12	2068	7056	990.00	BAVD18H465	1336.50
1800	625	16	2758	9410	1280.00	BAVD18H625	1728.00


DIMENSIONS - SINGLE	
Size nominal: Actual width = (No. tubes x 40mm) - 16mm	
Back wall to front of rad	118mm
Back wall to pipe centres	54mm
Distance between tapings	(No. tubes x 40mm) - 80mm


DIMENSIONS - DOUBLE	
Size nominal: Actual width = (No. tubes x 40mm) - 16mm	
Back wall to front of rad	166mm
Back wall to pipe centres	103mm
Distance between tapings	(No. tubes x 40mm) - 80mm

BASSANO INFORMATION

EN442 Outputs ΔT50C
 Correction factor to ΔT60C = 1.2675
 Example RAL stock code RAL7024_BAVS18H300

All prices subject to VAT

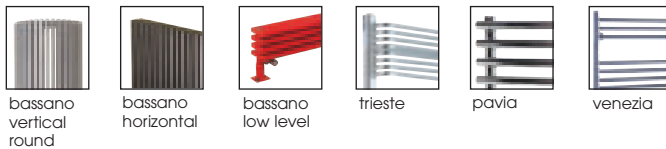




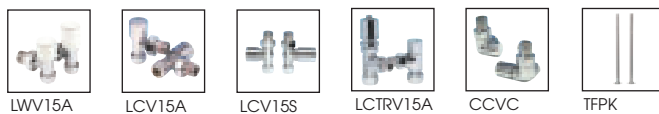
made in
BELGIUM



complementary products




compatible valves: for more information see page 88



APOLLO standard colours

for more information see page 5



APOLLO bassano horizontal

- contemporary horizontal designer radiators suitable for modern living areas
- high output double radiators available (see image below)
- available in white (RAL 9016) within 3 working days
- available in a range of colours within 7 working days



BROWNTX.MET

bassano horizontal

modern contemporary designer rectangular tubed range of radiators

bottom connections only

load bearing wall required

SIZE		TUBES	OUTPUT		PRICE WHITE (RAL 9016)	STOCK CODE	APOLLO STANDARD COLOURS
HEIGHT	WIDTH		WATT	BTU			
BASSANO HORIZONTAL SINGLE							
600	800	20	809	2760	410.00	BAHS6H800	553.50
600	1000	26	1052	3589	510.00	BAHS6H1000	688.50
600	1200	30	1214	4142	580.00	BAHS6H1200	783.00
600	1400	36	1457	4971	690.00	BAHS6H1400	931.50
600	1600	40	1618	5521	790.00	BAHS6H1600	1066.50
600	1800	44	1780	6073	890.00	BAHS6H1800	1201.50
BASSANO HORIZONTAL DOUBLE							
600	1000	26	1741	5940	995.00	BAHD6H1000	1343.25
600	1200	30	2009	6855	1130.00	BAHD6H1200	1525.50
600	1400	36	2411	8226	1330.00	BAHD6H1400	1795.50

DIMENSIONS - SINGLE	
Size nominal: Actual width = (No. tubes x 40mm) - 16mm	
Back wall to front of rad	118mm
Back wall to pipe centres	54mm
Distance between tappings	(No. tubes x 40mm) - 80mm

DIMENSIONS - DOUBLE	
Size nominal: Actual width = (No. tubes x 40mm) - 16mm	
Back wall to front of rad	166mm
Back wall to pipe centres	103mm
Distance between tappings	(No. tubes x 40mm) - 80mm

BASSANO INFORMATION


EN442 Outputs $\Delta T50C$
 Correction factor to $\Delta T60C = 1.2675$
 Example RAL stock code RAL7024_BAHS6H800
 All prices subject to VAT






made in
BELGIUM

complementary products




compatible valves: for more information see page 88



APOLLO standard colours

for more information see page 5



APOLLO bassano low level



- freestanding low level contemporary radiator
- ideal in front of windows or dwarf walls
- suitable for conservatories, attics, offices, showrooms and shops
- available in white (RAL 9016) within 3 days
- available in a range of colours within 7 days

RAL 3020

bassano low level

freestanding modern contemporary designer rectangular tubed range of radiators
bottom inside leg connections

SIZE		TUBES	OUTPUT		PRICE WHITE (RAL 9016)	STOCK CODE	APOLLO STANDARD COLOURS
HEIGHT	WIDTH		WATT	BTU			
BASSANO LOW LEVEL							
255	1000	4	462	1576	350.00	BALL2H1000	472.50
255	1200	4	554	1890	400.00	BALL2H1200	540.00
255	1400	4	647	2208	450.00	BALL2H1400	607.50
255	1600	4	739	2521	500.00	BALL2H1600	675.00
255	1800	4	832	2839	550.00	BALL2H1800	742.50
255	2000	4	924	3153	600.00	BALL2H2000	810.00

DIMENSIONS - LOW LEVEL	
Size is Actual	
Back wall to front of rad	140mm min.
Back wall to pipe centres	75mm min.
Distance between tapings	Width of rad less 73mm
Floor to tapings centre	82mm

BASSANO INFORMATION

EN442 Outputs $\Delta T50C$
Correction factor to $\Delta T60C = 1.2675$
Example RAL stock code RAL7024_BALL2H1000
All prices subject to VAT






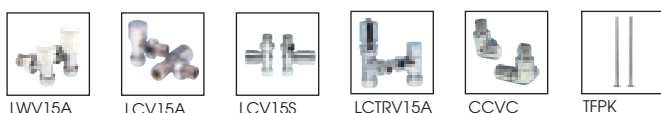
made in
BELGIUM



complementary products




compatible valves: for more information see page 88



APOLLO standard colours

for more information see page 5



APOLLO bologna vertical



BLACK TEXT MET

- modern contemporary column radiator
- suitable for modern living areas
- unique design in black textured metallic
- chrome finish available within 3 days

bologna vertical modern designer radiator


modern contemporary variation of roma steel column radiators

SIZE		SECTIONS	OUTPUT		STOCK CODE	PRICE
HEIGHT	WIDTH		WATT	BTU		
BOLOGNA VERTICAL						
1730	470	4	942	3215	BOV17H470	750.00
1730	565	6	1228	4190	BOV17H565	850.00
1730	660	8	1514	5167	BOV17H660	950.00

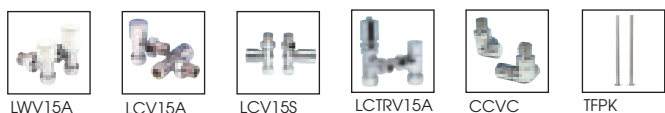
DIMENSIONS	
Size nominal: Actual width = (No. sections x 46mm) + 285mm	
Back wall to front of rad	137mm
Back wall to pipe centres	84mm
Distance between tapings	(No. sections x 46mm) + 85mm

BOLOGNA INFORMATION	
EN442 Outputs $\Delta T50C$ Correction factor to $\Delta T60C = 1.2675$ All prices subject to VAT	    

complementary products



compatible valves: for more information see page 88



APOLLO bologna horizontal

- modern contemporary column radiator
- suitable for modern living areas
- unique design in black textured metallic
- available in chrome finish 3 days



BLACK TEX. MET

bologna horizontal modern designer radiator


modern contemporary variation of roma steel column radiators

SIZE		SECTIONS	OUTPUT		STOCK CODE	PRICE
HEIGHT	WIDTH		WATT	BTU		
BOLOGNA HORIZONTAL						
730	520	5	411	1402	BOH7H520	450.00
730	660	8	564	1924	BOH7H660	550.00
730	840	12	768	2620	BOH7H840	650.00
730	1070	17	1023	3490	BOH7H1070	750.00
730	1250	21	1227	4187	BOH7H1250	850.00


DIMENSIONS	
Size nominal: Actual width = (No. sections x 46mm) + 285mm	
Back wall to front of rad	137mm
Back wall to pipe centres	84mm
Distance between tapings	(No. sections x 46mm) + 85mm

BOLOGNA INFORMATION	
EN442 Outputs ΔT50C Correction factor to ΔT60C = 1.2675 All prices subject to VAT	    

complementary products




compatible valves: for more information see page 88



APOLLO capri

- flat panelled radiator
- ideal for the more modern setting
- available in white (RAL 9016) or chrome within 3 working days
- available in a range of colours within 7 working days



capri radiator

modern flat tubed designer radiator

vertical side entry

horizontal bottom entry

load bearing wall required

SIZE		SECTIONS	OUTPUT		PRICE WHITE (RAL 9016) & CHROME	STOCK CODE	APOLLO STANDARD COLOURS
HEIGHT	WIDTH		WATT	BTU			
CAPRI SINGLE WHITE							
1800	300	4	548	1870	250.00	LSW18H4S	337.50
1800	450	6	876	2989	300.00	LSW18H6S	405.00
1800	600	8	1168	3985	350.00	LSW18H8S	472.50
CAPRI SINGLE CHROME							
1800	300	4	507	1729	400.00	LC18H4S	N/A
1800	450	6	760	2594	500.00	LC18H6S	N/A
1800	600	8	1013	3457	600.00	LC18H8S	N/A
CAPRI DOUBLE WHITE							
1000	300	4	596	2034	300.00	LDW10H4S	405.00
1000	450	6	894	3050	400.00	LDW10H6S	540.00
1000	600	8	1192	4067	500.00	LDW10H8S	675.00
1200	300	4	704	2402	350.00	LDW12H4S	472.50
1200	450	6	1056	3603	450.00	LDW12H6S	607.50
1200	600	8	1408	4804	550.00	LDW12H8S	742.50
1400	300	4	824	2811	400.00	LDW14H4S	540.00
1400	450	6	1242	4238	500.00	LDW14H6S	675.00
1400	600	8	1656	5650	600.00	LDW14H8S	810.00
1800	300	4	1052	3589	450.00	LDW18H4S	607.50
1800	450	6	1470	5384	550.00	LDW18H6S	742.50
1800	600	8	2104	7179	650.00	LDW18H8S	877.50

DIMENSIONS - VERTICAL		
Size nominal: Actual width = (No. sections x 75mm) + 5mm		
Back wall to front of rad	SINGLE 95mm	DOUBLE 95mm
Back wall to pipe centres	55mm	55mm
Distance between tappings	(No. sections x 75mm) + 5mm	(No. sections x 75mm) + 5mm

DIMENSIONS - HORIZONTAL		
Size nominal: Actual height = (No. sections x 75mm) + 5mm		
Back wall to front of rad	SINGLE 55mm	DOUBLE 95mm
Back wall to pipe centres	25mm	65mm
Distance between tappings	Width of rad less 70mm	Width of rad less 70mm
Please specify if mounting horizontally, a different bracket set is required.		


CAPRI INFORMATION	
EN442 Outputs $\Delta T50C$	  
Correction factor to $\Delta T60C = 1.2675$	
For more technical info see www.apolloradiators.co.uk	
Example RAL stock code RAL7024_LSW18H4S	
Can be mounted vertical or horizontal	
All prices subject to VAT	

complementary products



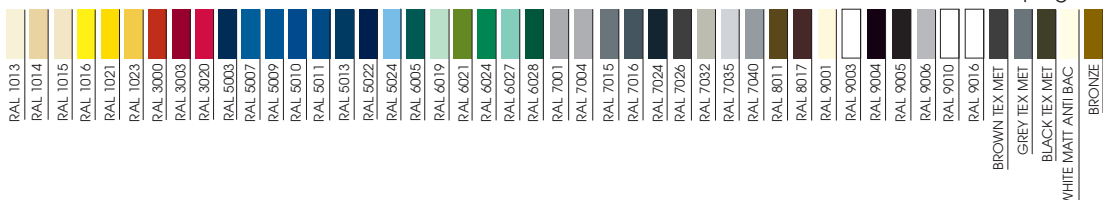
palermo garda venezia

compatible valves: for more information see page 88



LWV15A LCV15A LCTRV15A CCVC TFPK

APOLLO standard colours



for more information see page 5

APOLLO capri mirror

- hand finished high quality flat panelled radiator with integral mirror
- highly polished chrome plate
- ideal for the more modern setting
- available in chrome within 3 working days



capri radiator with mirror

modern flat tubed radiator

bottom connections only

load bearing wall required

SIZE		SECTIONS	OUTPUT		STOCK CODE	PRICE
HEIGHT	WIDTH		WATT	BTU		
CAPRI WITH MIRROR						
1800	600	4	507	1729	EC18H4S	600.00
1800	750	6	760	2594	EC18H6S	700.00

DIMENSIONS - VERTICAL	
Size nominal: Actual width = (No. sections x 75mm) + 305mm	
Back wall to front of rad	95mm
Back wall to pipe centres	55mm
Distance between tappings	(No. sections x 75mm) + 305mm

CAPRI INFORMATION	
<p>EN442 Outputs $\Delta T50C$ Correction factor to $\Delta T60C = 1.2675$ For more technical info see www.apolloradiators.co.uk All prices subject to VAT</p>	  

complementary products



palermo



garda



venezia

compatible valves: for more information see page 88



LCV15A



LCTRV15A



CCVC



TFPK

APOLLO milano vertical



- minimalist design with a smooth steel front
- suitable for the more modern settings, in living rooms, dining rooms and kitchens. Also ideal for narrow wall spaces (e.g. either side of patio doors/ bay windows)
- ultra slim double panel radiator
- available in white (RAL 9016) within 3 working days



LCTRV15S



RAL 9016

milano vertical flat panel contemporary radiator

bottom connections only

load bearing wall required

SIZE		OUTPUT		STOCK CODE	PRICE (RAL 9016)
HEIGHT	WIDTH	WATT	BTU		
MILANO VERTICAL					
1400	300	702	2395	VP14H300	400.00
1400	400	936	3194	VP14H400	450.00
1400	500	1170	3992	VP14H500	500.00
1400	600	1403	4787	VP14H600	550.00
1800	300	871	2972	VP18H300	500.00
1800	400	1161	3961	VP18H400	550.00
1800	500	1452	4954	VP18H500	600.00
1800	600	1742	5944	VP18H600	650.00


DIMENSIONS - VERTICAL	
Back wall to front of rad	85mm
Back wall to pipe centres	55mm
Depth of rad	63mm
Distance between pipe centres	Width of rad less 50mm

MILANO VERTICAL INFORMATION	
EN442 Outputs $\Delta T50C$	  
Correction factor to $\Delta T60C = 1.2675$	
For more technical info see www.apolloradiators.co.uk	
All prices subject to VAT	

complementary products



compatible valves: for more information see page 88



APOLLO milano horizontal



LCTRV15A

- minimalist design with a smooth steel front
- very versatile, ideal for the more modern settings
- available in white (RAL 9016) within 3 working days

milano horizontal flat panel contemporary radiator

double panel single convector radiator

side connections

SIZE		OUTPUT		STOCK CODE	PRICE (RAL 9016)
HEIGHT	WIDTH	WATT	BTU		
MILANO HORIZONTAL					
300	400	298	1017	HP3H400	120.00
300	800	595	2030	HP3H800	240.00
300	1200	893	3047	HP3H1200	360.00
400	800	766	2614	HP4H800	240.00
400	1000	957	3265	HP4H1000	300.00
400	1200	1148	3917	HP4H1200	360.00
500	600	702	2395	HP5H600	210.00
500	800	936	3194	HP5H800	280.00
500	1000	1170	3992	HP5H1000	350.00
500	1200	1404	4790	HP5H1200	420.00
500	1400	1638	5589	HP5H1400	500.00
600	400	546	1863	HP6H400	160.00
600	600	819	2794	HP6H600	240.00
600	800	1092	3726	HP6H800	320.00
600	1000	1365	4657	HP6H1000	400.00
600	1200	1638	5589	HP6H1200	480.00
600	1400	1911	6520	HP6H1400	560.00
600	1600	2184	7452	HP6H1600	640.00
900	400	758	2586	HP9H400	325.00
900	500	948	3235	HP9H500	400.00
900	600	1138	3883	HP9H600	475.00

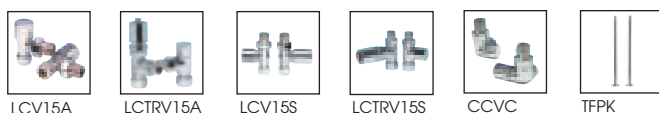
DIMENSIONS - HORIZONTAL	
Back wall to front of rad	100mm
Back wall to pipe centres	59mm
Depth of rad	78mm

MILANO HORIZONTAL INFORMATION	
EN442 Outputs $\Delta T50C$	   
Correction factor to $\Delta T60C = 1.2675$	
For more technical info see www.apolloradiators.co.uk	
All prices subject to VAT	

complementary products



compatible valves: for more information see page 88



milano slimline horizontal flat panel contemporary radiator

slimline single panel single convactor radiator
side connections


SIZE		OUTPUT		STOCK CODE	PRICE (RAL 9016)
HEIGHT	WIDTH	WATT	BTU		
MILANO SLIMLINE HORIZONTAL					
300	1200	594	2025	SHP3H1200	200.00
400	1200	784	2675	SHP4H1200	225.00
500	1200	968	3303	SHP5H1200	250.00
600	800	760	2593	SHP6H800	240.00
600	1000	950	3243	SHP6H1000	300.00
600	1200	1141	3892	SHP6H1200	360.00

DIMENSIONS - SLIMLINE HORIZONTAL	
Back wall to front of rad	73mm
Back wall to pipe centres	40mm
Depth of rad	51mm

MILANO SLIMLINE HORIZONTAL INFORMATION	
EN442 Outputs $\Delta T50C$ Correction factor to $\Delta T60C = 1.2675$ For more technical info see www.apolloradiators.co.uk All prices subject to VAT	   



complementary products



compatible valves: for more information see page 89



milano deep horizontal flat panel contemporary radiator

deep double panel double convactor radiator
side connections

SIZE		OUTPUT		STOCK CODE	PRICE (RAL 9016)
HEIGHT	WIDTH	WATT	BTU		
MILANO DEEP HORIZONTAL					
600	1000	1776	6060	DHP6H1000	500.00
600	1200	2131	7272	DHP6H1200	600.00
600	1400	2486	8484	DHP6H1400	700.00
600	1600	2842	9696	DHP6H1600	800.00
900	400	970	3309	DHP9H400	400.00
900	500	1212	4135	DHP9H500	500.00
900	600	1454	4961	DHP9H600	600.00

DIMENSIONS - DEEP HORIZONTAL	
Back wall to front of rad	132mm
Back wall to pipe centres	75mm
Depth of rad	110mm

MILANO DEEP HORIZONTAL INFORMATION	
<p>EN442 Outputs $\Delta T50C$ Correction factor to $\Delta T60C = 1.2675$ For more technical info see www.apolloradiators.co.uk All prices subject to VAT</p>	  

complementary products



compatible valves: for more information see page 88



APOLLO rimini



- very versatile, can be mounted either vertically or horizontally
- slim, sleek 16mm tubes
- available in three designs
- single, double or wave
- ideal for most settings
- available in white (RAL 9016) and chrome within 3 working days
- a range of colours are available to order within 7 working days (vertical only)



rimini straight tube on tube designer radiator

vertical side entry

horizontal bottom entry

SIZE		TUBES	OUTPUT		PRICE (RAL 9016)	STOCK CODE	APOLLO STANDARD COLOURS
HEIGHT	WIDTH		WATT	BTU			
RIMINI SINGLE WHITE							
1800	300	10	614	2095	250.00	RSW18H10T	337.50
1800	400	14	860	2934	300.00	RSW18H14T	405.00
1800	500	18	1105	3770	350.00	RSW18H18T	472.50
RIMINI SINGLE CHROME							
1800	300	10	491	1675	400.00	RSC18H10T	N/A
1800	400	14	688	2347	550.00	RSC18H14T	N/A
1800	500	18	884	3016	700.00	RSC18H18T	N/A
RIMINI DOUBLE WHITE							
1000	400	14	776	2648	250.00	RDW10H14T	337.50
1000	500	18	998	3405	300.00	RDW10H18T	405.00
1000	600	22	1220	4163	400.00	RDW10H22T	540.00
1200	300	10	661	2255	300.00	RDW12H10T	405.00
1200	400	14	925	3156	350.00	RDW12H14T	472.50
1200	500	18	1190	4060	450.00	RDW12H18T	607.50
1200	600	22	1454	4961	550.00	RDW12H22T	742.50
1400	300	10	766	2614	350.00	RDW14H10T	472.50
1400	400	14	1072	3658	400.00	RDW14H14T	540.00
1400	500	18	1378	4702	500.00	RDW14H18T	675.00
1400	600	22	1684	5746	600.00	RDW14H22T	810.00
1800	300	10	951	3245	350.00	RDW18H10T	472.50
1800	400	14	1331	4541	450.00	RDW18H14T	607.50
1800	500	18	1712	5841	550.00	RDW18H18T	742.50
1800	600	22	2092	7138	650.00	RDW18H22T	877.50

DIMENSIONS - VERTICAL		
Size nominal: Actual width = (No. tubes x 28mm)		
	SINGLE	DOUBLE
Back wall to front of rad	86mm	86mm
Back wall to pipe centres	55mm	55mm
Distance between tapings	(No. tubes x 28mm)	(No. tubes x 28mm)

DIMENSIONS - HORIZONTAL		
Size nominal: Actual height = (No. tubes x 28mm)		
	SINGLE	DOUBLE
Back wall to front of rad	101mm	121mm
Back wall to pipe centres	70mm	81mm
Distance between tapings	Width of rad less 50mm	Width of rad less 50mm
N.B. The rimini radiator can also be mounted horizontally, in white or chrome not colours. Please specify as a different bracket set is required.		

RIMINI INFORMATION	
EN442 Outputs $\Delta T50C$	   
Correction factor to $\Delta T60C = 1.2675$	
For more technical info see www.apolloradiators.co.uk	
Example RAL stock code RAL7024_RSW18H10T	
All prices subject to VAT	

APOLLO rimini wave

RAL 9016



- very versatile, can be mounted either vertically or horizontally
- slim, sleek 16mm tubes
- ideal for most settings
- available in white (RAL 9016) and chrome within 3 working days
- a range of colours are available to order within 7 working days (vertical only)

rimini wave tube on tube designer radiator

vertical side entry

horizontal bottom entry

SIZE		TUBES	OUTPUT		PRICE (RAL 9016)	STOCK CODE	APOLLO STANDARD COLOURS
HEIGHT	WIDTH		WATT	BTU			
RIMINI SINGLE WHITE							
1800	300	10	614	2095	375.00	RWW18H10T	506.25
1800	400	14	860	2934	450.00	RWW18H14T	607.50
1800	500	18	1105	3770	525.00	RWW18H18T	708.75
RIMINI SINGLE CHROME							
1800	300	10	491	1675	600.00	RWC18H10T	N/A
1800	400	14	688	2347	775.00	RWC18H14T	N/A
1800	500	18	884	3016	1050.00	RWC18H18T	N/A

DIMENSIONS - VERTICAL	
Size nominal: Actual width = (No. tubes x 28mm)	
Back wall to front of rad	125mm max.
Back wall to pipe centres	55mm
Distance between tappings	(No. tubes x 28mm)

DIMENSIONS - HORIZONTAL	
Size nominal: Actual height = (No. tubes x 28mm)	
Back wall to front of rad	110mm max.
Back wall to pipe centres	70mm
Distance between tappings	Width of rad less 50mm

N.B. The rimini radiator can also be mounted horizontally, in white or chrome not colours. Please specify as a different bracket set is required.

RIMINI INFORMATION

EN442 Outputs $\Delta T50C$
 Correction factor to $\Delta T60C = 1.2675$
 For more technical info see www.apolloradiators.co.uk
 Example RAL stock code RAL7024_RWW18H10T
 All prices subject to VAT



3 DAYS
FREE DELIVERY
7 DAYS



made in
ITALY




5
YEARS WARRANTY

complementary products




compatible valves: for more information see page 88



APOLLO standard colours


for more information see page 5



APOLLO ferrara



- natural stainless finish - brushed, not coated, flat panelled radiator
- very versatile, can be mounted either vertically or horizontally
- ideal for the more modern setting
- far more substantial, rigid and robust than other similar products on the market
- available in brushed finish within 3 working days




ferrara stainless steel designer radiator

brushed stainless steel contemporary design, also available with glass and stone front panels
vertical side entry - horizontal bottom entry - load bearing wall required

SIZE		SECTIONS	OUTPUT		STOCK CODE	PRICE
HEIGHT	WIDTH		WATT	BTU		
FERRARA						
1000	300	5	659	2249	F10SS5S	450.00
1000	400	7	923	3149	F10SS7S	550.00
1000	500	9	1186	4047	F10SS9S	650.00
1200	300	5	755	2576	F12SS5S	550.00
1200	400	7	1058	3610	F12SS7S	650.00
1200	500	9	1359	4637	F12SS9S	750.00
1400	300	5	858	2929	F14SS5S	650.00
1400	400	7	1201	4098	F14SS7S	750.00
1400	500	9	1543	5267	F14SS9S	850.00
1800	300	5	1090	3721	F18SS5S	750.00
1800	400	7	1526	5206	F18SS7S	850.00
1800	500	9	1961	6692	F18SS9S	950.00
2000	300	5	1199	4091	F20SS5S	850.00
2000	400	7	1679	5729	F20SS7S	950.00
2000	500	9	2157	7360	F20SS9S	1050.00

DIMENSIONS - VERTICAL		
Size nominal: Actual width = (No. sections x 60mm) - 10mm		
	BOTTOM ENTRY	SIDE ENTRY
Back wall to front of rad	70mm	70mm
Back wall to pipe centres	55mm	25mm
Distance between tappings	(No. sections x 60mm) - 60mm	(No. sections x 60mm) - 10mm


DIMENSIONS - HORIZONTAL		
Size nominal: Actual height = (No. sections x 60mm) - 10mm		
	BOTTOM ENTRY	SIDE ENTRY
Back wall to front of rad	70mm	
Back wall to pipe centres	25mm	Not recommended
Distance between tappings	Width of rad less 70mm	

FERRARA INFORMATION		
EN442 Outputs $\Delta T50C$	   	
Correction factor to $\Delta T60C = 1.2675$		
For more technical info see www.apolloradiators.co.uk		
All prices subject to VAT		

complementary products




compatible valves: for more information see page 88



APOLLO ferrara glass



- tempered glass front panel
stainless steel radiator
- textured glass surface
- very versatile, can be mounted
either vertically or horizontally
- ideal for the more modern setting
- available in red and black finish
within 3 working days
- samples of glass finish for
inspection are available



ferrara glass stainless steel designer radiator

brushed stainless steel contemporary design with glass front panel

vertical side entry




horizontal bottom entry

load bearing wall required

SIZE		SECTIONS	OUTPUT		STOCK CODE	PRICE
HEIGHT	WIDTH		WATT	BTU		
FERRARA GLASS						
1420	500	6	1029	3514	FG14SS6S_BLACK	1250.00
1420	500	6	1029	3514	FG14SS6S_RED	1250.00

DIMENSIONS - VERTICAL		
	BOTTOM ENTRY	SIDE ENTRY
Back wall to front of rad	N/A	74mm
Back wall to pipe centres		25mm
Distance between tappings		(No. sections x 60mm) - 10mm

DIMENSIONS - HORIZONTAL		
	BOTTOM ENTRY	SIDE ENTRY
Back wall to front of rad	74mm	
Back wall to pipe centres	25mm	N/A
Distance between tappings	Width of rad less 70mm	

FERRARA INFORMATION		
EN442 Outputs $\Delta T50C$	   	
Correction factor to $\Delta T60C = 1.2675$		
For more technical info see www.apolloradiators.co.uk		
All prices subject to VAT		

complementary products




compatible valves: for more information see page 88



APOLLO ferrara glass wave



- tempered glass front panel
stainless steel radiator
- indented glass surface
- very versatile, can be mounted
either vertically or horizontally
- ideal for the more modern setting
- available in red and black finish
within 3 working days
- samples of glass finish for
inspection are available



ferrara glass wave stainless steel designer radiator

brushed stainless steel contemporary design with glass front panel

vertical side entry



horizontal bottom entry

load bearing wall required

SIZE		SECTIONS	OUTPUT		STOCK CODE	PRICE
HEIGHT	WIDTH		WATT	BTU		
FERRARA GLASS WAVE						
1420	570	6	1029	3514	FGW14SS6S_BLACK	1350.00
1420	570	6	1029	3514	FGW14SS6S_RED	1350.00

DIMENSIONS - VERTICAL		
	BOTTOM ENTRY	SIDE ENTRY
Back wall to front of rad	N/A	74mm
Back wall to pipe centres		25mm
Distance between tapings		(No. sections x 60mm) - 10mm

DIMENSIONS - HORIZONTAL		
	BOTTOM ENTRY	SIDE ENTRY
Back wall to front of rad	74mm	
Back wall to pipe centres	25mm	N/A
Distance between tapings	Width of rad less 70mm	

FERRARA INFORMATION		
EN442 Outputs $\Delta T50C$		
Correction factor to $\Delta T60C = 1.2675$		
For more technical info see www.apolloradiators.co.uk		
All prices subject to VAT		

complementary products



compatible valves: for more information see page 88



APOLLO ferrara stone



- natural stone front panel
stainless steel radiator
- very versatile, can be mounted
either vertically or horizontally
- ideal for the more modern setting
- available within 3 working days
- sample stone finish for inspection
is available



ferrara stone stainless steel designer radiator

brushed stainless steel contemporary design with stone front panel

vertical side entry





horizontal bottom entry

load bearing wall required

SIZE		SECTIONS	OUTPUT		STOCK CODE	PRICE
HEIGHT	WIDTH		WATT	BTU		
FERRARA STONE						
1220	500	6	906	3091	FS12SS6S_STONE	1950.00

DIMENSIONS - VERTICAL		
	BOTTOM ENTRY	SIDE ENTRY
Back wall to front of rad	N/A	85mm
Back wall to pipe centres		25mm
Distance between tapings		(No. sections x 60mm) - 10mm


DIMENSIONS - HORIZONTAL		
	BOTTOM ENTRY	SIDE ENTRY
Back wall to front of rad	85mm	
Back wall to pipe centres	25mm	N/A
Distance between tapings	Width of rad less 70mm	

FERRARA INFORMATION		
EN442 Outputs $\Delta T50C$		
Correction factor to $\Delta T60C = 1.2675$		
For more technical info see www.apolloradiators.co.uk		
All prices subject to VAT		  

complementary products



compatible valves: for more information see page 88



LCV15A

LCTRV15A

CCVC

APOLLO modena vertical

- aesthetic, efficient and environmentally friendly
- very quick response time, versatile and large range
- gentle lines easy on the eye, unlike many other aluminium radiators on the market
- stock sizes in white (RAL 9016) available within 3 working days



modena vertical aluminium radiator

modern minimalist die cast and extruded aluminium radiators

suitable for low temperature systems with ground or air source heat pumps

bottom side connections - load bearing wall required

SIZE		SECTIONS	OUTPUT		PRICE WHITE (RAL 9016)	STOCK CODE	APOLLO STANDARD COLOURS
HEIGHT	WIDTH		WATT	BTU			
MODENA VERTICAL							
1442	240	3	756	2580	195.00	FALV14H3S	263.25
1442	320	4	1008	3440	260.00	FALV14H4S	351.00
1442	400	5	1260	4300	325.00	FALV14H5S	438.75
1442	480	6	1512	5160	390.00	FALV14H6S	526.50
1442	560	7	1764	6020	455.00	FALV14H7S	614.25
1442	640	8	2016	6880	520.00	FALV14H8S	702.00
1842	240	3	924	3153	240.00	FALV18H3S	324.00
1842	320	4	1232	4204	320.00	FALV18H4S	432.00
1842	400	5	1540	5255	400.00	FALV18H5S	540.00
1842	480	6	1848	6306	480.00	FALV18H6S	648.00
1842	560	7	2156	7357	560.00	FALV18H7S	756.00
1842	640	8	2464	8408	640.00	FALV18H8S	864.00

DIMENSIONS - VERTICAL

Size nominal: Actual width = (No. sections x 80mm) + 20mm

Back wall to front of rad	125mm
Back wall to pipe centres	75mm
Depth of rad	96mm

MODENA RANGE INFORMATION

EN442 Outputs $\Delta T50C$

Correction factor to $\Delta T60C = 1.2675$

For more technical info see www.apolloradiators.co.uk

This product is of Italian origin assembled in Croatia

All prices subject to VAT



complementary products



modena horizontal



modena curved



modena flat



napoli



siena range



venezia

compatible valves: for more information see page 88



LWV15A



LCV15A



LCTRV15A




CCVC



TFPK

APOLLO standard colours

for more information see page 5



APOLLO modena horizontal



RAL 9016



- aesthetic, efficient and environmentally friendly
- very quick response time, versatile and huge range
- gentle lines easy on the eye, unlike many other aluminium radiators on the market
- stock sizes in white (RAL 9016) available within 3 working days

modena horizontal aluminium radiator

modern minimalist die cast and extruded aluminium radiators

suitable for low temperature systems with ground or air source heat pumps

bottom side connections

SIZE		SECTIONS	OUTPUT		STOCK CODE	PRICE (RAL 9016)		
HEIGHT	WIDTH		WATT	BTU				
MODENA HORIZONTAL								
380	320	4	320	1092	FALH3H4S	80.00		
380	480	6	480	1638	FALH3H6S	120.00		
380	640	8	640	2184	FALH3H8S	160.00		
380	800	10	800	2730	FALH3H10S	200.00		
380	960	12	960	3276	FALH3H12S	240.00		
380	1200	15	1200	4095	FALH3H15S	300.00		
NEW	430	320	4	368	1256	FALH4H4S	80.00	NEW
NEW	430	480	6	552	1884	FALH4H6S	120.00	NEW
NEW	430	640	8	736	2512	FALH4H8S	160.00	NEW
NEW	430	800	10	920	3139	FALH4H10S	200.00	NEW
NEW	430	960	12	1104	3767	FALH4H12S	240.00	NEW
NEW	430	1200	15	1380	4709	FALH4H15S	300.00	NEW
580	320	4	484	1652	FALH5H4S	84.00		
580	480	6	726	2478	FALH5H6S	126.00		
580	640	8	968	3304	FALH5H8S	168.00		
580	800	10	1210	4130	FALH5H10S	210.00		
580	960	12	1452	4956	FALH5H12S	252.00		
580	1200	15	1815	6195	FALH5H15S	315.00		
680	320	4	552	1884	FALH6H4S	92.00		
680	480	6	828	2826	FALH6H6S	138.00		
680	640	8	1104	3768	FALH6H8S	184.00		
680	800	10	1380	4710	FALH6H10S	230.00		
680	960	12	1656	5652	FALH6H12S	276.00		
680	1200	15	2070	7065	FALH6H15S	345.00		
780	320	4	632	2156	FALH7H4S	104.00		
780	480	6	948	3234	FALH7H6S	156.00		
780	640	8	1264	4312	FALH7H8S	208.00		
780	800	10	1580	5390	FALH7H10S	260.00		
780	960	12	1896	6468	FALH7H12S	312.00		
880	320	4	692	2360	FALH8H4S	120.00		
880	480	6	1038	3540	FALH8H6S	180.00		
880	640	8	1384	4720	FALH8H8S	240.00		
880	800	10	1730	5900	FALH8H10S	300.00		

DIMENSIONS - HORIZONTAL

Size nominal: Actual width = (No. sections x 80mm) + 20mm

Back wall to front of rad	120mm
Back wall to pipe centres	75mm
Depth of rad	90mm

MODENA RANGE INFORMATION

EN442 Outputs ΔT50C


Correction factor to ΔT60C = 1.2675

For more technical info see www.apolloradiators.co.uk


All prices subject to VAT



complementary products



compatible valves: for more information see page 88



APOLLO modena curved

- aesthetic, efficient and environmentally friendly
- very quick response time, versatile and huge range
- stock sizes in white (RAL 9016) available within 3 working days



RAL 9016

modena curved aluminium radiator

modern minimalist die cast and extruded aluminium radiators

suitable for low temperature systems with ground or air source heat pumps

bottom side connections

SIZE		SECTIONS	OUTPUT		STOCK CODE	PRICE (RAL 9016)		
HEIGHT	WIDTH		WATT	BTU				
MODENA CURVED								
NEW	545	320	4	460	1570	FALTC5H4S	84.00	NEW
NEW	545	480	6	690	2354	FALTC5H6S	126.00	NEW
NEW	545	640	8	920	3139	FALTC5H8S	168.00	NEW
NEW	545	800	10	1150	3924	FALTC5H10S	210.00	NEW
NEW	545	960	12	1380	4709	FALTC5H12S	252.00	NEW
NEW	545	1200	15	1725	5886	FALTC5H15S	315.00	NEW
NEW	645	320	4	524	1788	FALTC6H4S	92.00	NEW
NEW	645	480	6	786	2682	FALTC6H6S	138.00	NEW
NEW	645	640	8	1048	3576	FALTC6H8S	184.00	NEW
NEW	645	800	10	1310	4470	FALTC6H10S	230.00	NEW
NEW	645	960	12	1572	5364	FALTC6H12S	276.00	NEW
NEW	645	1200	15	1965	6705	FALTC6H15S	345.00	NEW
	780	320	4	596	2034	FALTC7H4S	104.00	
	780	480	6	894	3050	FALTC7H6S	156.00	
	780	640	8	1192	4067	FALTC7H8S	208.00	
	780	800	10	1490	5084	FALTC7H10S	260.00	
	780	960	12	1788	6101	FALTC7H12S	312.00	
	880	320	4	652	2225	FALTC8H4S	120.00	
	880	480	6	978	3337	FALTC8H6S	180.00	
	880	640	8	1304	4449	FALTC8H8S	240.00	
	880	800	10	1630	5562	FALTC8H10S	300.00	

DIMENSIONS - HORIZONTAL

Size nominal: Actual width = (No. sections x 80mm) + 20mm

Back wall to front of rad	115mm
Back wall to pipe centres	75mm
Depth of rad	80mm

MODENA RANGE INFORMATION

EN442 Outputs $\Delta T50C$

Correction factor to $\Delta T60C = 1.2675$

For more technical info see www.apolloradiators.co.uk

All prices subject to VAT



complementary products



modena vertical



modena horizontal



modena flat



napoli



siena range



venezia

compatible valves: for more information see page 88



LWV15A



LCV15A



LCTRV15A



CCVC



TFPK

APOLLO modena flat

- aesthetic, efficient and environmentally friendly
- very quick response time, versatile and huge range
- stock sizes in white (RAL 9016) available within 3 working days



modena flat aluminium radiator

modern minimalist die cast and extruded aluminium radiators

suitable for low temperature systems with ground or air source heat pumps

bottom side connections

SIZE		SECTIONS	OUTPUT		STOCK CODE	PRICE (RAL 9016)
HEIGHT	WIDTH		WATT	BTU		
MODENA FLAT						
430	320	4	372	1269	FALTF4H4S	84.00
430	480	6	558	1904	FALTF4H6S	126.00
430	640	8	744	2539	FALTF4H8S	168.00
430	800	10	930	3173	FALTF4H10S	210.00
430	960	12	1116	3808	FALTF4H12S	252.00
430	1200	15	1395	4760	FALTF4H15S	315.00
580	320	4	516	1761	FALTF5H4S	88.00
580	480	6	774	2641	FALTF5H6S	132.00
580	640	8	1032	3521	FALTF5H8S	176.00
580	800	10	1290	4401	FALTF5H10S	220.00
580	960	12	1548	5282	FALTF5H12S	264.00
580	1200	15	1935	6602	FALTF5H15S	330.00
680	320	4	600	2047	FALTF6H4S	96.00
680	480	6	900	3071	FALTF6H6S	144.00
680	640	8	1200	4094	FALTF6H8S	200.00
680	800	10	1500	5118	FALTF6H10S	240.00
680	960	12	1800	6142	FALTF6H12S	288.00
680	1200	15	2250	7677	FALTF6H15S	360.00
780	320	4	664	2266	FALTF7H4S	108.00
780	480	6	996	3398	FALTF7H6S	162.00
780	640	8	1328	4531	FALTF7H8S	216.00
780	800	10	1660	5664	FALTF7H10S	270.00
780	960	12	1992	6797	FALTF7H12S	324.00
880	320	4	728	2484	FALTF8H4S	124.00
880	480	6	1092	3726	FALTF8H6S	186.00
880	640	8	1456	4968	FALTF8H8S	248.00
880	800	10	1820	6210	FALTF8H10S	310.00

DIMENSIONS - HORIZONTAL

Size nominal: Actual width = (No. sections x 80mm) + 20mm

Back wall to front of rad	125mm
Back wall to pipe centres	75mm
Depth of rad	95mm

MODENA RANGE INFORMATION

EN442 Outputs $\Delta T50C$

Correction factor to $\Delta T60C = 1.2675$

For more technical info see www.apolloradiators.co.uk

All prices subject to VAT



complementary products



modena vertical



modena horizontal



modena curved



napoli



siena



venezia

compatible valves: for more information see page 88



LWV15A



LCV15A



LCTRV15A



CCVC



TFPK

APOLLO modena bespoke

- aesthetic, efficient and environmentally friendly
- very quick response time, versatile and huge range
- bespoke sizes available in 3 working days



horizontal



curved



flat

modena bespoke aluminium radiator

modern minimalist die cast and extruded aluminium radiators

suitable for low temperature systems

bottom side connections

SIZE		SECTIONS	OUTPUT		STOCK CODE	PRICE
HEIGHT	WIDTH		WATT	BTU		
MODENA HORIZONTAL						(RAL 9016)
380	80	1	80	273	FALH3H1S	20.00
430	80	1	92	314	FALH4H1S	20.00
580	80	1	121	413	FALH5H1S	21.00
680	80	1	138	471	FALH6H1S	23.00
780	80	1	158	539	FALH7H1S	26.00
880	80	1	173	590	FALH8H1S	30.00
MODENA CURVED						(RAL 9016)
545	80	1	115	392	FALTC5H1S	21.00
645	80	1	131	447	FALTC6H1S	23.00
780	80	1	149	508	FALTC7H1S	26.00
880	80	1	163	556	FALTC8H1S	30.00
MODENA FLAT						(RAL 9016)
430	80	1	93	317	FALTF4H1S	21.00
580	80	1	129	440	FALTF5H1S	22.00
680	80	1	150	512	FALTF6H1S	24.00
780	80	1	166	566	FALTF7H1S	27.00
880	80	1	182	621	FALTF8H1S	31.00

MODENA RANGE INFORMATION

There is a £30 charge per bespoke radiator for joining & repackaging

Please check the size required is not available from our stock ranges on pages 40-47.

Width nominal Actual width = (No. of sections X 80MM) + 20MM

Price includes fixing pack (2 RH & 2 LH tappings, 1/2" air vent and 1/2" plug) per radiator.

Bespoke radiators are available from 3 to 15 sections.

Above 15 sections they must be joined on site.

Vertical radiators are not available in bespoke.

If joining two stock range radiators on site, a joining key will be required.

A joining pack can be supplied in place of one fixing pack, at no extra cost.

MODENA RANGE INFORMATION

EN442 Outputs ΔT50C

Correction factor to ΔT60C = 1.2675

For more technical info see www.apolloradiators.co.uk

All prices subject to VAT



ALUMINIUM ACCESSORIES

	STOCK CODE	PRICE
Joining charge (per bespoke rad)	ALBJC	30.00
Joining key - 300mm	ALJK3	45.00
600mm	ALJK6	45.00
900mm	ALJK9	45.00
Safety bracket (set of two) 380 high	ALGBA380	40.00
430 high	ALGBA430	40.00
580 high	ALGBA580	40.00
680 high	ALGBA680	40.00
780 high	ALGBA780	40.00
880 high	ALGBA880	40.00
Set of two aluminium floor brackets	ALFB	55.00



ALFP



ALJK

APOLLO monza vertical



RAL 6010

- modern contemporary aluminium column radiator
- suitable for any living space, offices, shops
- unique design
- higher outputs than steel and half the weight
- available in white (RAL 9016) within 3 days
- available in a range of colours within 7 days

monza aluminium vertical column radiator

contemporary sectional aluminium column radiators, ideal for low temperature renewable systems
bottom side connections

SECTION
DEPTH 70 MM
WIDTH 46 MM

BACK WALL TO
PIPE CENTRES 60 MM
BACK WALL TO FRONT
OF RAD 95 MM



SECTION
DEPTH 100 MM
WIDTH 46 MM

BACK WALL TO
PIPE CENTRES 60 MM
BACK WALL TO FRONT
OF RAD 110 MM





HEIGHT	WIDTH	SEC	WATT	BTU	PRICE WHITE (RAL 9016)	STOCK CODE	APOLLO STANDARD COLOURS	WATT	BTU	PRICE WHITE (RAL 9016)	STOCK CODE	APOLLO STANDARD COLOURS
2 COLUMN							3 COLUMN					
1270	300	6	594	2026	162.00	AL2C12H300	218.70	780	2661	216.00	AL3C12H300	291.60
1270	400	8	792	2702	216.00	AL2C12H400	291.60	1040	3548	288.00	AL3C12H400	388.80
1270	500	10	990	3377	270.00	AL2C12H500	364.50	1300	4435	360.00	AL3C12H500	486.00
1270	600	12	1188	4053	324.00	AL2C12H600	437.40	1560	5322	432.00	AL3C12H600	583.20
1270	700	14	1386	4729	378.00	AL2C12H700	510.30	1820	6209	504.00	AL3C12H700	680.40
1570	300	6	726	2477	180.00	AL2C15H300	243.00	942	3214	264.00	AL3C15H300	356.40
1570	400	8	968	3302	240.00	AL2C15H400	324.00	1256	4285	352.00	AL3C15H400	475.20
1570	500	10	1210	4128	300.00	AL2C15H500	405.00	1570	5356	440.00	AL3C15H500	594.00
1570	600	12	1452	4954	360.00	AL2C15H600	486.00	1884	6428	528.00	AL3C15H600	712.80
1570	700	14	1694	5780	420.00	AL2C15H700	567.00	2198	7499	616.00	AL3C15H700	831.60
1870	300	6	858	2927	198.00	AL2C18H300	267.30	1110	3787	288.00	AL3C18H300	388.80
1870	400	8	1144	3903	264.00	AL2C18H400	356.40	1480	5050	384.00	AL3C18H400	518.40
1870	500	10	1430	4879	330.00	AL2C18H500	445.50	1850	6312	480.00	AL3C18H500	648.00
1870	600	12	1716	5855	396.00	AL2C18H600	534.60	2220	7575	576.00	AL3C18H600	777.60
1870	700	14	2002	6830	462.00	AL2C18H700	623.70	2590	8837	672.00	AL3C18H700	907.20

MONZA INFORMATION & DIMENSIONS


Size nominal: Actual width = (No. sections x 46mm) + 20mm

Sectional radiator which can be joined with a key to make bespoke sizes

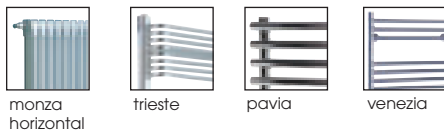
EN442 Outputs ΔT50C
Correction factor to ΔT60C = 1.2675
Example RAL stock code RAL7024_AL2C18H300
All prices subject to VAT


made in ITALY



complementary products




compatible valves: for more information see page 88



APOLLO standard colours

for more information see page 5



APOLLO monza horizontal



- modern contemporary aluminium column radiator
- suitable for any living space, offices, shops
- unique design
- higher outputs than steel column radiators, half the weight
- available in white (RAL 9016) within 3 days
- available in a range of colours within 7 days



monza aluminium horizontal column radiator

contemporary sectional aluminium column radiators, ideal for low temperature renewable systems
bottom side connections

SECTION
DEPTH 70 MM
WIDTH 46 MM

BACK WALL TO
PIPE CENTRES 60 MM
BACK WALL TO FRONT
OF RAD 95 MM



SECTION
DEPTH 100 MM
WIDTH 46 MM

BACK WALL TO
PIPE CENTRES 60 MM
BACK WALL TO FRONT
OF RAD 110 MM



SECTION
DEPTH 140 MM
WIDTH 46 MM

BACK WALL TO
PIPE CENTRES 80 MM
BACK WALL TO FRONT
OF RAD 150 MM



HEIGHT	WIDTH	SEC	WATT	BTU	PRICE WHITE (RAL 9016)	STOCK CODE	APOLLO STANDARD COLOURS	WATT	BTU	PRICE WHITE (RAL 9016)	STOCK CODE	APOLLO STANDARD COLOURS	WATT	BTU	PRICE WHITE (RAL 9016)	STOCK CODE	APOLLO STANDARD COLOURS			
																		MONZA HORIZONTAL		
2 COLUMN							3 COLUMN							4 COLUMN						
420	400	8	312	1065	112.00	AL2C4H400	151.20													
420	600	12	468	1597	168.00	AL2C4H600	226.80	624	2129	192.00	AL3C4H600	259.20	792	2702	216.00	AL4C4H600	291.60			
420	800	17	663	2262	238.00	AL2C4H800	321.30	884	3016	272.00	AL3C4H800	367.20	1122	3828	306.00	AL4C4H800	413.10			
420	1000	21	819	2794	294.00	AL2C4H1000	396.90	1092	3726	336.00	AL3C4H1000	453.60	1386	4729	378.00	AL4C4H1000	510.30			
420	1200	25	975	3326	350.00	AL2C4H1200	472.50	1300	4435	400.00	AL3C4H1200	540.00	1650	5630	450.00	AL4C4H1200	607.50			
420	1400	30	1170	3992	420.00	AL2C4H1400	567.00	1560	5322	480.00	AL3C4H1400	648.00	1980	6755	540.00	AL4C4H1400	729.00			
570	400	8	400	1365	112.00	AL2C5H400	151.20	528	1802	128.00	AL3C5H400	172.80	672	2293	144.00	AL4C5H400	194.40			
570	600	12	600	2047	168.00	AL2C5H600	226.80	792	2702	192.00	AL3C5H600	259.20	1008	3439	216.00	AL4C5H600	291.60			
570	800	17	850	2900	238.00	AL2C5H800	321.30	1122	3828	272.00	AL3C5H800	367.20	1428	4872	306.00	AL4C5H800	413.10			
570	1000	21	1050	3583	294.00	AL2C5H1000	396.90	1386	4729	336.00	AL3C5H1000	453.60	1764	6019	378.00	AL4C5H1000	510.30			
570	1200	25	1250	4265	350.00	AL2C5H1200	472.50	1650	5630	400.00	AL3C5H1200	540.00	2100	7165	450.00	AL4C5H1200	607.50			
570	1400	30	1500	5118	420.00	AL2C5H1400	567.00	1980	6755	480.00	AL3C5H1400	648.00	2520	8598	540.00	AL4C5H1400	729.00			
670	400	8	456	1556	144.00	AL2C6H400	194.40	600	2047	160.00	AL3C6H400	216.00	768	2620	176.00	AL4C6H400	237.60			
670	600	12	684	2334	216.00	AL2C6H600	291.60	900	3071	240.00	AL3C6H600	324.00	1152	3931	264.00	AL4C6H600	356.40			
670	800	17	969	3306	306.00	AL2C6H800	413.10	1275	4350	340.00	AL3C6H800	459.00	1632	5568	374.00	AL4C6H800	504.90			
670	1000	21	1197	4084	378.00	AL2C6H1000	510.30	1575	5374	420.00	AL3C6H1000	567.00	2016	6879	462.00	AL4C6H1000	623.70			
670	1200	25	1425	4862	450.00	AL2C6H1200	607.50	1875	6397	500.00	AL3C6H1200	675.00	2400	8188	550.00	AL4C6H1200	742.50			
670	1400	30	1710	5834	540.00	AL2C6H1400	729.00	2250	7677	600.00	AL3C6H1400	810.00	2880	9826	660.00	AL4C6H1400	891.00			



MONZA INFORMATION & DIMENSIONS

Size nominal: Actual width = (No. sections x 46mm) + 20mm


Sectional radiator which can be joined with a key to make bespoke sizes

EN442 Outputs ΔT50C
Correction factor to ΔT60C = 1.2675
Example RAL stock code RAL7024_AL2C4H400


All prices subject to VAT

made in ITALY




complementary products




compatible valves: for more information see page 88



Top View



APOLLO standard colours



APOLLO roma vertical



- classic steel column radiator in a wide range of sizes with fusion welding
- very versatile in both modern and period settings, in living rooms, dining rooms and kitchens, also ideal for narrow wall spaces (e.g. either side of patio doors / bay windows)
- available in white (RAL 9016) within 3 working days
- a range of colours are available within 7 working days

roma vertical steel column radiator

vertical, horizontal and freestanding classic steel multi column radiator in 150+ stock sizes

bottom side connections

load bearing wall required

SECTION
DEPTH 66 MM
WIDTH 46 MM

BACK WALL TO
PIPE CENTRES 63 MM
BACK WALL TO FRONT
OF RAD 96 MM



SECTION
DEPTH 107 MM
WIDTH 46 MM

BACK WALL TO
PIPE CENTRES 84 MM
BACK WALL TO FRONT
OF RAD 137 MM



HEIGHT	WIDTH	SEC	WATT	BTU	PRICE WHITE (RAL 9016)	STOCK CODE	APOLLO STANDARD COLOURS	WATT	BTU	PRICE WHITE (RAL 9016)	STOCK CODE	APOLLO STANDARD COLOURS
ROMA VERTICAL												
2 COLUMN						3 COLUMN						
1500	200	4	424	1446	120.00	2C15H200	162.00	572	1951	176.00	3C15H200	237.60
1500	300	6	636	2170	180.00	2C15H300	243.00	858	2927	264.00	3C15H300	356.40
1500	400	8	848	2893	240.00	2C15H400	324.00	1144	3903	352.00	3C15H400	475.20
1500	500	10	1060	3617	300.00	2C15H500	405.00	1430	4879	440.00	3C15H500	594.00
1500	600	12	1272	4340	360.00	2C15H600	486.00	1716	5855	528.00	3C15H600	712.80
1800	200	4	500	1706	132.00	2C18H200	178.20	680	2320	192.00	3C18H200	259.20
1800	300	6	750	2559	198.00	2C18H300	267.30	1020	3480	288.00	3C18H300	388.80
1800	400	8	1000	3412	264.00	2C18H400	356.40	1360	4640	384.00	3C18H400	518.40
1800	500	10	1250	4265	330.00	2C18H500	445.50	1700	5800	480.00	3C18H500	648.00
1800	600	12	1500	5118	396.00	2C18H600	534.60	2040	6960	576.00	3C18H600	777.60
2000	200	4	560	1910	144.00	2C20H200	194.40	756	2579	208.00	3C20H200	280.80
2000	300	6	840	2866	216.00	2C20H300	291.60	1134	3869	312.00	3C20H300	421.20
2000	400	8	1120	3821	288.00	2C20H400	388.80	1512	5158	416.00	3C20H400	561.60
2000	500	10	1400	4777	360.00	2C20H500	486.00	1890	6449	520.00	3C20H500	702.00
2000	600	12	1680	5732	432.00	2C20H600	583.20	2268	7738	624.00	3C20H600	842.40

ROMA RANGE INFORMATION

Price includes wall brackets CWB
EN442 Outputs $\Delta T50C$
Correction factor to $\Delta T60C = 1.2675$
For more technical info see www.apolloradiators.co.uk
Example RAL stock code RAL7024_2C15H200
All prices subject to VAT



3 DAYS
FREE DELIVERY
7 DAYS



made in
ITALY



10
YEARS

Sections	ABOVE WIDTHS NOMINAL				
	4	6	8	10	12
Actual width(mm)	214	306	398	490	582


complementary products



compatible valves: for more information see page 88



APOLLO standard colours



for more information see page 5

APOLLO roma horizontal

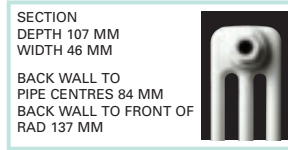
- classic steel column radiator in a wide range of sizes with fusion welding
- very versatile in both modern and period settings. ideal for most applications
- available in white (RAL 9016) within 3 working days
- a range of colours are available within 7 working days



BLACK TEXT MET

roma horizontal steel column radiator

bottom side connections
load bearing wall required



HEIGHT	WIDTH	SEC	WATT	BTU	PRICE WHITE (RAL 9016)	STOCK CODE	APOLLO STANDARD COLOURS	WATT	BTU	PRICE WHITE (RAL 9016)	STOCK CODE	APOLLO STANDARD COLOURS	WATT	BTU	PRICE WHITE (RAL 9016)	STOCK CODE	APOLLO STANDARD COLOURS
2 COLUMN																	
300	1000	21	462	1576	294.00	2C3H1000	396.90	651	2221	336.00	3C3H1000	453.60	840	2866	378.00	4C3H1000	510.30
300	1200	25	550	1877	350.00	2C3H1200	472.50	775	2644	400.00	3C3H1200	540.00	1000	3412	450.00	4C3H1200	607.50
300	1400	30						930	3173	480.00	3C3H1400	648.00	1200	4094	540.00	4C3H1400	729.00
3 COLUMN																	
400	800	17	476	1624	238.00	2C4H800	321.30	697	2378	272.00	3C4H800	367.20	884	3016	306.00	4C4H800	413.10
400	1000	21						861	2937	336.00	3C4H1000	453.60	1092	3725	378.00	4C4H1000	510.30
400	1200	25	700	2388	350.00	2C4H1200	472.50	1025	3497	400.00	3C4H1200	540.00	1300	4435	450.00	4C4H1200	607.50
400	1400	30						1230	4196	480.00	3C4H1400	648.00	1560	5322	540.00	4C4H1400	729.00
4 COLUMN																	
500	250	5						255	870	80.00	3C5H250	108.00					
500	400	8						408	1392	128.00	3C5H400	172.80					
500	600	12	444	1514	168.00	2C5H600	226.80	612	2088	192.00	3C5H600	259.20	780	2661	216.00	4C5H600	291.60
500	700	14						714	2436	224.00	3C5H700	302.40					
500	800	17	629	2146	238.00	2C5H800	321.30	867	2958	272.00	3C5H800	367.20	1105	3770	306.00	4C5H800	413.10
500	1000	21	777	2651	294.00	2C5H1000	396.90	1071	3654	336.00	3C5H1000	453.60	1365	4657	378.00	4C5H1000	510.30
500	1200	25	925	3156	350.00	2C5H1200	472.50	1275	4350	400.00	3C5H1200	540.00	1625	5544	450.00	4C5H1200	607.50
500	1400	30	1110	3787	420.00	2C5H1400	567.00	1530	5220	480.00	3C5H1400	648.00	1950	6653	540.00	4C5H1400	729.00
500	1600	35						1785	6090	560.00	3C5H1600	756.00	2275	7762	630.00	4C5H1600	850.50
500	1800	39						1989	6786	624.00	3C5H1800	842.40	2535	8649	702.00	4C5H1800	947.70
6 COLUMN																	
600	400	8	352	1201	112.00	2C6H400	151.20	480	1638	128.00	3C6H400	172.80	616	2102	144.00	4C6H400	194.40
600	600	12	528	1801	168.00	2C6H600	226.80	720	2457	192.00	3C6H600	259.20	924	3153	216.00	4C6H600	291.60
600	800	17	748	2552	238.00	2C6H800	321.30	1020	3480	272.00	3C6H800	367.20	1309	4466	306.00	4C6H800	413.10
600	1000	21	924	3152	294.00	2C6H1000	396.90	1260	4299	336.00	3C6H1000	453.60	1617	5517	378.00	4C6H1000	510.30
600	1200	25	1100	3753	350.00	2C6H1200	472.50	1500	5118	400.00	3C6H1200	540.00	1925	6568	450.00	4C6H1200	607.50
600	1400	30	1320	4504	420.00	2C6H1400	567.00	1800	6142	480.00	3C6H1400	648.00	2310	7882	540.00	4C6H1400	729.00
600	1600	35						2100	7165	560.00	3C6H1600	756.00	2695	9195	630.00	4C6H1600	850.50
600	1800	39						2340	7984	624.00	3C6H1800	842.40	3003	10246	702.00	4C6H1800	947.70
7 COLUMN																	
750	400	8	440	1501	144.00	2C7.5H400	194.40	600	2047	160.00	3C7.5H400	216.00	760	2593	176.00	4C7.5H400	237.60
750	500	10	550	1876	180.00	2C7.5H500	243.00	750	2559	200.00	3C7.5H500	270.00	950	3241	220.00	4C7.5H500	297.00
750	600	12	660	2251	216.00	2C7.5H600	291.60	900	3070	240.00	3C7.5H600	324.00	1140	3889	264.00	4C7.5H600	356.40
750	800	17	935	3190	306.00	2C7.5H800	413.10	1275	4350	340.00	3C7.5H800	459.00	1615	5510	374.00	4C7.5H800	504.90
750	1000	21	1155	3941	378.00	2C7.5H1000	510.30	1575	5374	420.00	3C7.5H1000	567.00	1995	6807	462.00	4C7.5H1000	623.70
750	1200	25	1375	4692	450.00	2C7.5H1200	607.50	1875	6398	500.00	3C7.5H1200	675.00	2375	8104	550.00	4C7.5H1200	742.50
750	1400	30						2250	7677	600.00	3C7.5H1400	810.00	2850	9724	660.00	4C7.5H1400	891.00

ROMA RANGE INFORMATION

Price includes wall brackets CWB

EN442 Outputs ΔT50C

Correction factor to ΔT60C = 1.2675

For more technical info see www.apolloradiators.co.uk

Example RAL stock code RAL7024_2C3H1000

All prices subject to VAT




made in ITALY



ABOVE WIDTHS NOMINAL

SECTIONS	5	8	10	12	14	17	21	25	30	35	39
ACTUAL WIDTH(mm)	260	398	490	582	674	812	996	1180	1410	1640	1824

APOLLO standard colours



for more information see page 5

APOLLO roma with feet




- classic steel column radiator with fusion welding and welded feet
- very versatile in both modern and period settings
- ideal for most applications
- available in white (RAL 9016) within 3 working days
- a range of colours are available within 7 working days

BRONZE


roma steel column radiator with feet

freestanding modern steel column radiator
bottom side connections

SECTION
DEPTH 66 MM WIDTH 46 MM
BACK WALL TO PIPE CENTRES 63 MM
BACK WALL TO FRONT OF RAD 96 MM



SECTION
DEPTH 107 MM WIDTH 46 MM
BACK WALL TO PIPE CENTRES 84 MM
BACK WALL TO FRONT OF RAD 137 MM



HEIGHT (HT. WF)	WIDTH	SEC	WATT	BTU	PRICE WHITE (RAL 9016)	STOCK CODE	APOLLO STANDARD COLOURS	WATT	BTU	PRICE WHITE (RAL 9016)	STOCK CODE	APOLLO STANDARD COLOURS
ROMA WITH FEET												
2 COLUMN							3 COLUMN					
700 (600 WF)	800	17						1020	3480	372.00	WF3C6H800	502.20
	1000	21	924	3153	394.00	WF2C6H1000	531.90	1260	4299	436.00	WF3C6H1000	588.60
	1200	25	1100	3753	450.00	WF2C6H1200	607.50	1500	5118	500.00	WF3C6H1200	675.00
	1400	30	1320	4504	520.00	WF2C6H1400	702.00	1800	6142	580.00	WF3C6H1400	783.00

SECTION
DEPTH 148 MM WIDTH 46 MM
BACK WALL TO PIPE CENTRES 104MM
BACK WALL TO FRONT OF RAD 178 MM



SECTION
DEPTH 230 MM WIDTH 46 MM
BACK WALL TO PIPE CENTRES 145 MM
BACK WALL TO FRONT OF RAD 260 MM



4 COLUMN							6 COLUMN					
400 (300 WF)	1000	21	840	2866	478.00	WF4C3H1000	645.30	1197	4082	625.00	WF6C3H1000	843.75
	1200	25	1000	3412	550.00	WF4C3H1200	742.50	1425	4859	725.00	WF6C3H1200	978.75
	1400	30	1200	4094	640.00	WF4C3H1400	864.00	1710	5831	850.00	WF6C3H1400	1147.50
600 (500 WF)	1000	21	1365	4657	478.00	WF4C5H1000	645.30	1974	6735	625.00	WF6C5H1000	843.75
	1200	25	1625	5545	550.00	WF4C5H1200	742.50	2350	8018	725.00	WF6C5H1200	978.75
	1400	30	1950	6653	640.00	WF4C5H1400	864.00	2820	9622	850.00	WF6C5H1400	1147.50
700 (600 WF)	600	12	924	3153	316.00	WF4C6H600	426.60	1356	4624	400.00	WF6C6H600	540.00
	800	17	1309	4466	406.00	WF4C6H800	548.10	1921	6551	525.00	WF6C6H800	708.75
	1000	21	1617	5517	478.00	WF4C6H1000	645.30	2373	8092	625.00	WF6C6H1000	843.75
	1200	25	1925	6568	550.00	WF4C6H1200	742.50	2825	9633	725.00	WF6C6H1200	978.75
	1400	30	2310	7882	640.00	WF4C6H1400	864.00	3390	11567	850.00	WF6C6H1400	1147.50
	1600	35	2695	9195	730.00	WF4C6H1600	985.50					
1000 (900 WF)	400	8	896	3055	300.00	WF4C9H400	405.00	1304	4447	380.00	WF6C9H400	513.00
	600	12	1344	4583	400.00	WF4C9H600	540.00	1956	6670	520.00	WF6C9H600	702.00
	800	17	1904	6493	508.00	WF4C9H800	685.80	2771	9449	695.00	WF6C9H800	938.25
	1000	21	2352	8021	628.00	WF4C9H1000	847.80	3423	11672	835.00	WF6C9H1000	1127.25
	1200	25	2800	9554	725.00	WF4C9H1200	978.75	4075	13904	975.00	WF6C9H1200	1316.25

ROMA RANGE INFORMATION

Welded feet add 100MM to height
Price includes wall brackets CWB
EN442 Outputs ΔT50C
Correction factor to ΔT60C = 1.2675
For more technical info see www.apolloradiators.co.uk
Example RAL stock code RAL7024_WF2C6H1000





made in
ITALY

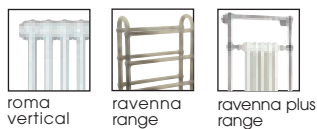


10
years

	ABOVE WIDTHS NOMINAL						
Sections	8	12	17	21	25	30	35
Actual width(mm)	398	582	812	996	1180	1410	1640

All prices subject to VAT


complementary products



compatible valves: for more information see page 88



APOLLO standard colours



APOLLO roma bespoke



- a classic steel column radiator with fusion welding designed for you
- choose the size, colour and depth of the radiator you need to suit your heat requirement and wall space available
- lead time for delivery is up to 35 working days



PLEASE CHECK THE SIZE REQUIRED IS NOT AVAILABLE FROM OUR STOCK RANGES ON PAGES 54-59.

RAL 9016

roma bespoke steel column radiator

classic steel multi column radiator

HEIGHT	2 COL 2C	3 COL 3C	4 COL 4C	5 COL 5C	6 COL 6C
300 3H WATT	14.00 22	16.00 31	18.00 40	21.00 48	25.00 57
400 4H WATT	14.00 28	16.00 41	18.00 52	21.00 64	25.00 75
500 5H WATT	14.00 37	16.00 51	18.00 65	21.00 80	25.00 94
600 6H WATT	14.00 44	16.00 60	18.00 77	21.00 95	25.00 113
750 7.5H WATT	18.00 55	20.00 75	22.00 95	26.00 117	30.00 137
900 9H WATT	21.00 67	23.00 89	25.00 112	31.00 138	35.00 163
1000 10H WATT	23.00 73	25.00 98	27.00 124	33.00 151	37.00 180
1500 15H WATT	30.00 106	44.00 143	55.00 180	67.00 215	77.00 250
1800 18H WATT	33.00 125	48.00 170	58.00 214	70.00 256	80.00 297
2000 20H WATT	36.00 140	52.00 189	68.00 237	80.00 282	90.00 330
2200 22H WATT	46.00 155	62.00 212	78.00 275	90.00 320	100.00 382

ROMA BESPOKE DIMENSIONS					
SECTION DEPTH	66	107	148	189	230
SECTION WIDTH	46	46	46	46	46
PIPE CENTRES	63	84	104	125	145
WALL TO FRONT OF RAD	96	137	178	219	260

ROMA BESPOKE RANGE INFORMATION

Actual width = (No. sections x 46 mm) + 30 mm

Please check the size required is not available from our stock ranges on pages 54-59

Lead time for delivery is up to 35 working days
 Max length horizontal 45 sections up to 600mm high, other heights on application
 For other bespoke sizes please check sizes are suitable for transport and wall fixing
 Price includes wall brackets CWB

ROMA WITH FEET BESPOKE STEEL COLUMN RADIATOR			
DESCRIPTION	NO. COLUMNS	SECTIONS	WELDED FEET - SETS REQUIRED
SET OF TWO WELDED FEET STOCK CODE PRICE	2,3,4	UP TO 24	2
		25 TO 36	3
		36 TO 45	4
WF 50.00	5,6	UP TO 14	2
		15 TO 25	3
		26 TO 36	4

ROMA BESPOKE RANGE INFORMATION

EN442 Outputs ΔT50C
 Correction factor to ΔT60C = 1.2675
 For more technical info see www.apolloradiators.co.uk
 Example stock code 5C 10H 12S = 5 Column 1000 High 12 Section
 BTU Conversion factor = 3.412
 Powder coating plus 35%
 All prices subject to VAT

**35 DAYS
FREE DELIVERY**






made in
ITALY





APOLLO standard colours

for more information see page 5



No radiators larger than stocked sizes pages 54-49 can be powder coated

roma accessories



ROMA ACCESSORIES		
	STOCK CODE	PRICE (RAL 9016)
FLOOR BRACKETS		
SET OF TWO HEAVY PATTERN VICTORIAN FLOOR SUPPORTS (ADD 100 MM TO HEIGHT)	HPVFS	55.00
SET OF TWO CONTEMPORARY FLOOR BRACKETS 3 COLUMN (ADD 100 MM TO HEIGHT)	FBC3C	55.00
SET OF TWO CONTEMPORARY FLOOR BRACKETS 4 COLUMN (ADD 100 MM TO HEIGHT)	FBC4C	55.00
SET OF TWO FLOOR BRACKETS-WHITE-ADJUSTABLE C/W FOOT COVER (ADD 125-175 MM TO HEIGHT)	FB	55.00
WALL BRACKETS		
SET OF TWO CONCEALED WALL BRACKETS C/W BOTTOM CLIPS	CWB	25.00
SET OF TWO WALL BRACKETS-WHITE-CRADLE TYPE C/W BOTTOM SPACERS	WBC	25.00
SET OF TWO WALL BRACKETS-WHITE-CLAMP TYPE C/W BOTTOM SPACERS	WB	25.00

BRACKETS REQUIRED	
200, 250, 300, 400, 500, 600, 800, 1000	2
1200, 1400	3
1600, 1800	4

ROMA BRACKET INFORMATION
Brackets are sold as sets of two.
Table above indicates quantity of actual brackets required (not sets).
HPVFS suitable for powder coating plus 35%

roma towel hanging accessories



STH



CTH



RTH

ROMA TOWEL HANGING ACCESSORIES			
DESCRIPTION	STOCK CODE	PRICE	COMPATIBLE WITH
STRAIGHT TOWEL HOLDER (for rad 500mm wide and over)	STH	38.00	roma steel column range
CIRCULAR TOWEL HOLDER	CTH	38.00	
ROBE OR TOWEL HOLDER - SET OF TWO	RTH	24.00	

APOLLO firenze



- period style cast iron radiator in a wide range of sizes
- ideal for period settings, suitable for most applications
- available in primer within 5 working days
- colours available within 10 working days




firenze victorian cast iron radiator

cast iron section radiators victorian style - 4 and 6 column design

traditional cast iron school style column radiator

load bearing wall required



4 COLUMNS (V4)



6 COLUMNS (V6)



MODEL	V4-45	V6-45	V4-60	V6-60	V6-68	V4-75	V6-88
HEIGHT mm	450	450	600	600	680	750	880
No. of COLUMNS	4	6	4	6	6	4	6
WATT	71	103	94	137	156	112	203
BTU	242	351	321	467	532	382	693
SECTION DEPTH mm	146	225	146	225	225	146	225
SECTION WIDTH mm	60	60	60	60	60	60	60
£ PRIMER	25.00	38.00	28.00	40.00	45.00	30.00	50.00
APOLLO STANDARD COLOURS	37.50	57.00	42.00	60.00	67.50	45.00	75.00

FIRENZE PRODUCT

All details are per section
 Floor supports add 65mm to the height of all radiators
 Actual width = (No. sections x 60 MM) + 30 MM
 Price includes gaskets, 3 reducing bushes, plug and brass air vent per radiator
 Price includes floor supports and top stays
 Over 10 sections you will need a joining key and handle
 Delivered pre-assembled up to 10 sections

ADDITIONAL INFORMATION

The installer is responsible for all joints, and should be experienced with **traditional** cast iron radiators
 This product is a sectional radiator and not factory tested
 If a welded, pressure tested column radiator is required see Monza (pages 50-53) or roma (Pages 54 - 62)

FIRENZE INFORMATION

EN442 Outputs $\Delta T50C$
 Correction factor to $\Delta T60C = 1.2675$
 For more technical info see www.apolloradiators.co.uk
 Example stock code V6-68 20S RAL1021_V6-68 15S
 All prices subject to VAT





made in

TURKEY




complementary products



ravenna ravenna plus


compatible valves: for more information see page 88



TV15 VV15 LBTRV LX15A

APOLLO standard colours

for more information see page 5



APOLLO napoli




1500H

- value rails in a wide range of sizes
- ideal for any bathroom setting or cloakrooms
- available straight or curved in a choice of white (RAL 9016) or chrome
- available within 3 working days
- also available as dual fuel or sealed electric



1100H

700H



LCV15A

napoli towel radiator





ladder style multirail in a wide range of sizes

SIZE		STOCK CODE WHITE	OUTPUT		PRICE WHITE (RAL 9016)	STOCK CODE CHROME	OUTPUT		PRICE CHROME
WIDTH	HEIGHT		WATT	BTU			WATT	BTU	
NAPOLI STRAIGHT RAILS									
300	1100					ASC3W1100	262	896	116.50
450	700	ASW4.5W700	300	1025	58.00	ASC4.5W700	264	901	83.00
450	1100	ASW4.5W1100	470	1604	75.00	ASC4.5W1100	413	1410	116.50
450	1500	ASW4.5W1500	641	2188	108.00	ASC4.5W1500	564	1924	175.00
500	700	ASW5W700	333	1136	62.50	ASC5W700	292	998	87.50
500	800					ASC5W800	334	1141	91.50
500	1100	ASW5W1100	522	1782	79.00	ASC5W1100	459	1569	120.50
500	1200					ASC5W1200	500	1706	125.00
500	1500	ASW5W1500	711	2428	116.50	ASC5W1500	626	2137	183.00
500	1700	ASW5W1700	806	2751	141.50	ASC5W1700	709	2420	216.50
600	700	ASW6W700	402	1372	66.50	ASC6W700	354	1208	91.50
600	1100	ASW6W1100	628	2142	83.00	ASC6W1100	552	1884	125.00
600	1500	ASW6W1500	852	2907	125.00	ASC6W1500	749	2557	191.50
600	1700	ASW6W1700	966	3297	150.00	ASC6W1700	850	2902	225.00

DIMENSIONS - NAPOLI STRAIGHT	
Back wall to front of rad	85mm
Back wall to pipe centres	65mm
Distance between pipe centres	width less 45mm

DIMENSIONS - NAPOLI CURVED	
Back wall to front of rad	450W 95mm, 500W 100mm, 600W 110mm
Back wall to pipe centres	60mm
Distance between pipe centres	width less 45mm

SIZE		STOCK CODE WHITE	OUTPUT		PRICE WHITE (RAL 9016)	STOCK CODE CHROME	OUTPUT		PRICE CHROME
WIDTH	HEIGHT		WATT	BTU			WATT	BTU	
NAPOLI CURVED RAILS									
450	700	ACW4.5W700	300	1025	75.00	ACC4.5W700	264	901	100.00
450	1100	ACW4.5W1100	470	1604	91.50	ACC4.5W1100	413	1410	133.00
450	1500	ACW4.5W1500	641	2188	125.00	ACC4.5W1500	564	1924	200.00
500	700	ACW5W700	333	1136	79.00	ACC5W700	292	998	104.00
500	800					ACC5W800	334	1141	108.00
500	1100	ACW5W1100	522	1782	95.50	ACC5W1100	459	1569	137.50
500	1200					ACC5W1200	500	1706	141.50
500	1500	ACW5W1500	711	2428	133.00	ACC5W1500	626	2137	208.00
500	1700	ACW5W1700	806	2751	158.00	ACC5W1700	709	2420	241.50
600	700	ACW6W700	402	1372	83.00	ACC6W700	354	1208	108.00
600	1100	ACW6W1100	628	2142	100.00	ACC6W1100	552	1884	141.50
600	1500	ACW6W1500	852	2907	141.50	ACC6W1500	749	2557	216.50
600	1700	ACW6W1700	966	3297	166.50	ACC6W1700	850	2902	250.00

NAPOLI INFORMATION	
EN442 Outputs $\Delta T50C$ Correction factor to $\Delta T60C = 1.2675$ For more technical info see www.apolloradiators.co.uk All prices subject to VAT	   

compatible valves: for more information see page 88



dual fuel option: for more information see page 90



APOLLO napoli sealed electric

- electric only rails in a wide range of sizes
- ideal for any bathroom setting, or cloakrooms
- ideal in a space where it is difficult to connect directly to the central heating system
- available straight or curved in a choice of white (RAL 9016) or chrome
- available within 3 working days




1500H



1100H



700H



napoli sealed electric towel radiator

ladder style multirail in a wide range of sizes

SIZE		STOCK CODE WHITE	OUTPUT WATT	PRICE WHITE (RAL 9016)	STOCK CODE CHROME	OUTPUT WATT	PRICE CHROME
WIDTH	HEIGHT						
NAPOLI STRAIGHT RAILS							
300	1100				EASC3W1100	200	254.00
450	700	EASW4.5W700	200	184.00	EASC4.5W700	200	214.00
450	1100	EASW4.5W1100	300	204.00	EASC4.5W1100	200	254.00
450	1500	EASW4.5W1500	450	264.00	EASC4.5W1500	300	344.00
500	700	EASW5W700	200	189.00	EASC5W700	200	219.00
500	800				EASC5W800	200	224.00
500	1100	EASW5W1100	300	209.00	EASC5W1100	300	259.00
500	1200				EASC5W1200	300	264.00
500	1500	EASW5W1500	450	274.00	EASC5W1500	450	354.00
500	1700	EASW5W1700	450	324.00	EASC5W1700	450	414.00
600	700	EASW6W700	200	194.00	EASC6W700	200	224.00
600	1100	EASW6W1100	300	214.00	EASC6W1100	300	264.00
600	1500	EASW6W1500	450	284.00	EASC6W1500	450	364.00
600	1700	EASW6W1700	600	334.00	EASC6W1700	600	424.00


DIMENSIONS - NAPOLI STRAIGHT	
Back wall to front of rad	80mm

DIMENSIONS - NAPOLI CURVED	
Back wall to front of rad	450W 95mm, 500W 100mm, 600W 110mm

SIZE		STOCK CODE WHITE	OUTPUT WATT	PRICE WHITE (RAL 9016)	STOCK CODE CHROME	OUTPUT WATT	PRICE CHROME
WIDTH	HEIGHT						
NAPOLI CURVED RAILS							
450	700	EACW4.5W700	200	204.00	EACC4.5W700	200	234.00
450	1100	EACW4.5W1100	300	224.00	EACC4.5W1100	200	274.00
450	1500	EACW4.5W1500	450	284.00	EACC4.5W1500	300	374.00
500	700	EACW5W700	200	209.00	EACC5W700	200	239.00
500	800				EACC5W800	200	244.00
500	1100	EACW5W1100	300	229.00	EACC5W1100	300	279.00
500	1200				EACC5W1200	300	284.00
500	1500	EACW5W1500	450	294.00	EACC5W1500	450	384.00
500	1700	EACW5W1700	450	344.00	EACC5W1700	450	444.00
600	700	EACW6W700	200	214.00	EACC6W700	200	244.00
600	1100	EACW6W1100	300	234.00	EACC6W1100	300	284.00
600	1500	EACW6W1500	450	304.00	EACC6W1500	450	394.00
600	1700	EACW6W1700	600	354.00	EACC6W1700	600	454.00

NAPOLI INFORMATION	
Assembled and tested to EN50106 in the UK	  
Element in right hand side unless specified	
For dual fuel option see Napoli page 67 and options page 90	
For more technical info see www.apolloradiators.co.uk	
Electrical components and accessories are guaranteed for one year only	
All prices subject to VAT	

thermostatic: for more information see page 90



TEHE

APOLLO palermo



- modern design
- highly polished chrome plate ideal for bathrooms and cloakrooms
- available within 3 working days

palermo chrome flat panel towel warmer

ladder style multirail in a range of sizes

SIZE		STOCK CODE CHROME	OUTPUT		PRICE CHROME
WIDTH	HEIGHT		WATT	BTU	
PALERMO					
500	800	PA5W800	338	1154	300.00
500	1200	PA5W1200	485	1655	350.00
500	1500	PA5W1500	595	2031	425.00

DIMENSIONS - PALERMO	
Back wall to front of rad	95mm
Back wall to pipe centres	70mm
Distance between pipe centres	430mm

PALERMO INFORMATION	
<p>EN442 Outputs $\Delta T50C$ Correction factor to $\Delta T60C = 1.2675$ For more technical info see www.apolloradiators.co.uk All prices subject to VAT</p>	   

compatible valves: for more information see page 88



LCV15A



LCV15S



LCTRV15A



LCTRV15S



CCVC

APOLLO pavia

- modern minimalist design
- ideal for bathrooms, cloakrooms and even kitchens
- available in a choice of white (RAL 9016) or chrome within 3 working days







pavia tube on tube towel warmer

tube on tube contemporary towel radiator

SIZE		STOCK CODE WHITE	OUTPUT		PRICE WHITE (RAL 9016)	STOCK CODE CHROME	OUTPUT		PRICE CHROME
WIDTH	HEIGHT		WATT	BTU			WATT	BTU	
PAVIA									
500	800	TOTW5W800	416	1419	120.00	TOTC5W800	323	1102	180.00
500	1200	TOTW5W1200	576	1965	150.00	TOTC5W1200	446	1521	230.00
500	1500	TOTW5W1500	718	2450	180.00	TOTC5W1500	556	1897	280.00
600	800	TOTW6W800	485	1655	130.00	TOTC6W800	376	1283	200.00
600	1200	TOTW6W1200	659	2248	165.00	TOTC6W1200	511	1743	260.00
600	1500	TOTW6W1500	778	2654	200.00	TOTC6W1500	603	2057	320.00

DIMENSIONS - PAVIA	
Back wall to front of rad	92mm
Back wall to pipe centres	43mm
Distance between tapings	Width less 50mm

PAVIA INFORMATION	
<p>EN442 Outputs $\Delta T50C$ Correction factor to $\Delta T60C = 1.2675$ For more technical info see www.apolloradiators.co.uk All prices subject to VAT</p>	   

compatible valves: for more information see page 88



LWV15A

LCV15A

LCV15S

LCTRV15A

LCTRV15S

CCVC

TFPK

APOLLO trieste



superior plus

- classic italian designer radiator
- ideal for any bathroom setting
- two designs available in a choice of white (RAL 9016) or chrome
- available within 3 working days
- superior plus has stepped bar design to enable overlaying of towels
- also available as electric only or dual fuel
- bottom and inside leg connections



superior



superior plus




trieste superior and superior plus towel warmer

classic Italian towel warmer secondary tapplings for dual fuel options

SIZE		STOCK CODE WHITE	OUTPUT		PRICE WHITE (RAL 9016)	STOCK CODE CHROME	OUTPUT		PRICE CHROME
WIDTH	HEIGHT		WATT	BTU			WATT	BTU	
TRIESTE SUPERIOR									
450	1070	TWSW4.5W1070	658	2245	280.00	TWSC4.5W1070	526	1796	550.00
450	1600	TWSW4.5W1600	964	3292	445.00	TWSC4.5W1600	771	2631	870.00
600	1070	TWSW6W1070	737	2517	320.00	TWSC6W1070	589	2011	630.00
600	1600	TWSW6W1600	1107	3779	495.00	TWSC6W1600	885	3021	990.00
TRIESTE SUPERIOR PLUS									
450	1070	TWSPW4.5W1070	669	2282	305.00	TWSPC4.5W1070	535	1826	600.00
450	1600	TWSPW4.5W1600	1057	3607	485.00	TWSPC4.5W1600	845	2885	950.00
600	1070	TWSPW6W1070	775	2646	345.00	TWSPC6W1070	620	2115	680.00
600	1600	TWSPW6W1600	1146	3911	545.00	TWSPC6W1600	916	3125	1070.00

DIMENSIONS - TRIESTE SUPERIOR	
Back wall to front of rad	145mm
Back wall to pipe centres	85mm
Distance between pipe centres	Width less 50mm
Inside leg tapplings	Width less 105mm

DIMENSIONS - TRIESTE SUPERIOR PLUS	
Back wall to front of rad	195mm
Back wall to pipe centres	85mm
Distance between pipe centres	Width less 50mm
Inside leg tapplings	Width less 105mm

TRIESTE INFORMATION	
<p>EN442 Outputs $\Delta T50C$ Correction factor to $\Delta T60C = 1.2675$ For more technical info see www.apolloradiators.co.uk All prices subject to VAT</p>	  


dual fuel option rail can be switched from central heating system to electric for summer use
 for more information see page 90



EHE LEHE TEHE

sealed electric option for electric use only: for more information see page 90

compatible valves: for more information see page 88



LCV15A LCV15S LCTRV15A LCTRV15S CCVC TFPK

APOLLO venezia

- modern minimalist design
- suitable for the bathroom, ideal for the more modern setting
- available in chrome within 3 working days
- also available as electric only or dual fuel






venezia contemporary chrome towel warmer

minimalist contemporary towel ladder rail

SIZE		STOCK CODE	OUTPUT		PRICE
WIDTH	HEIGHT		WATT	BTU	
VENEZIA					
500	800	CCM5W800	354	1208	180.00
500	1200	CCM5W1200	499	1704	220.00
500	1500	CCM5W1500	667	2277	280.00
600	800	CCM6W800	412	1407	200.00
600	1200	CCM6W1200	583	1989	240.00
600	1500	CCM6W1500	777	2651	310.00

DIMENSIONS - VENEZIA	
Back wall to front of rad	86mm
Back wall to pipe centres	69mm
Distance between pipe centres	Width less 35mm

VENEZIA INFORMATION	
<p>EN442 Outputs $\Delta T50C$ Correction factor to $\Delta T60C = 1.2675$ For more technical info see www.apolloradiators.co.uk All prices subject to VAT</p>	   



dual fuel option rail can be switched from central heating system to electric for summer use for more information see page 90




LEHE

TEHE

sealed electric option for electric use only: for more information see page 90

compatible valves: for more information see page 88



LCV15A

LCV15S

LCTRV15A

LCTRV15S

CCVC

TFPK

APOLLO garda

- modern minimalist design
- suitable for the bathroom or kitchen ideal for the more modern setting
- available within 3 working days
- also available as electric only or dual fuel



garda contemporary polished stainless steel towel warmer

polished stainless steel minimalist towel warmers

SIZE		STOCK CODE	OUTPUT		PRICE
WIDTH	HEIGHT		WATT	BTU	
GARDA					
400	750	GASS4W750	245	836	290.00
400	1200	GASS4W1200	378	1290	360.00
400	1500	GASS4W1500	468	1597	470.00
500	750	GASS5W750	272	928	300.00
500	1200	GASS5W1200	420	1433	380.00
500	1500	GASS5W1500	521	1778	500.00
600	750	GASS6W750	299	1020	310.00
600	1200	GASS6W1200	462	1576	400.00
600	1500	GASS6W1500	573	1955	530.00

DIMENSIONS - GARDA	
Back wall to front of rad	72mm
Back wall to pipe centres	57mm
Distance between pipe centres	Width less 30mm

GARDA INFORMATION

EN442 Outputs $\Delta T50C$
 Correction factor to $\Delta T60C = 1.2675$
 For more technical info see www.apolloradiators.co.uk
 All prices subject to VAT






made in

TURKEY



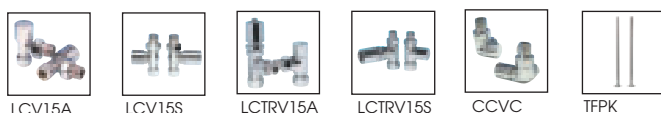


dual fuel option rail can be switched from central heating system to electric for summer use for more information see page 90



sealed electric option for electric use only: for more information see page 90

compatible valves: for more information see page 88





genova offset

genova wave

- top left genova offset suitable for bathrooms and kitchens
- top right genova wave suitable for bathrooms and kitchens
- bottom genova straight suitable for bathrooms and cloakrooms



genova straight

- brushed stainless steel towel warmer
- modern minimalist design
- available within 3 working days
- also available as electric only or dual fuel

genova stainless steel towel warmer

brushed stainless steel designer towel radiators

SIZE		STOCK CODE	OUTPUT		PRICE
WIDTH	HEIGHT		WATT	BTU	
GENOVA STRAIGHT					
500	800	GSSTR5W800	230	784	280.00
500	1200	GSSTR5W1200	280	955	340.00
600	1200	GSSTR6W1200	310	1057	380.00
GENOVA OFFSET					
500	1000	GOSSTR5W1000	465	1587	750.00
500	1500	GOSSTR5W1500	670	2286	950.00
GENOVA WAVE					
600	1000	GWSSTR6W1000	382	1303	750.00
600	1500	GWSSTR6W1500	550	1877	950.00

DIMENSIONS - GENOVA			
	STRAIGHT	OFFSET	WAVE
Back wall to front of rad	70mm	65mm	65mm
Back wall to pipe centres	55mm	35mm	35mm
Distance between pipe centres	Width less 30mm	50mm	50mm

GENOVA RANGE INFORMATION			
EN442 Outputs $\Delta T50C$			
Correction factor to $\Delta T60C = 1.2675$			
For more technical info see www.apolloradiators.co.uk			
All prices subject to VAT			
			made in  TURKEY 

dual fuel option rail can be switched from central heating system to electric for summer use for more information see page 90



LEHE TEHE

sealed electric option for electric use only: for more information see page 90

compatible valves: for more information see page 88



LCV15A LCTRV15A CCVC

APOLLO ravenna



Picture above shows CH



PIA



PTA



P

- with a range of designs to choose from, the traditional towel warmer is ideal for any bathroom setting
- also available as electric only or dual fuel
- finish shown is chrome available in 3 working days
- also available in nickel and gold in 20 working days



dual fuel and electric only options available

ravenna traditional towel warmer

traditional brass UK manufactured towel warmer in chrome, nickel or gold finish, available in dual fuel and electric



SIZE		OUTPUT		STOCK CODE	PRICE CHROME	STOCK CODE DUAL FUEL	PRICE CHROME	STOCK CODE SEALED ELECTRIC	PRICE CHROME
WIDTH	HEIGHT	WATT	BTU						
RAVENNA CH									
695	1030	386	1317	CH	950.00	DFCH	1150.00	SECH	1350.00
RAVENNA PIA									
485	955	190	648	PIA4	500.00	DFPIA4	600.00	SEPIA4	700.00
695	955	231	788	PIA6	550.00	DFPIA6	650.00	SEPIA6	750.00
RAVENNA PTA									
695	955	395	1348	PTA6	600.00	DFPTA6	700.00	SEPTA6	800.00
RAVENNA P									
695	695	174	594	P6	500.00	DFP6	600.00	SEP6	700.00

DIMENSIONS - RAVENNA	CH	PIA4	PIA6	PTA6	P6
TOP PROJECTION - wall to front of top rail	min 260	116	116	116	116
BOTTOM PROJECTION - wall to outside edge	min 285	142	142	142	116
PIPE CENTRES - wall to centre tapping	min 142	100	100	100	50
PIPE CENTRES - internal width - distance between tappings	538	328	538	538	610
PIPE CENTRES - floor to centre tapping	100	100	100	100	N/A

RAVENNA INFORMATION

EN442 Outputs $\Delta T50C$
 Correction factor to $\Delta T60C = 1.2675$
 For more technical info see www.apolloradiators.co.uk
 Electrical components are guaranteed for one year
 Nickel +35% Gold +50% lead time 20 days
 All prices subject to VAT

**3 DAYS
FREE DELIVERY
20 DAYS**


made in
UK

10
YEARS WARRANTY

complementary products



compatible valves: for more information see page 88



RAVENNA RANGE ACCESSORIES			
DESCRIPTION	STOCK CODE	PRICE	COMPATIBLE WITH
CHROME ELEMENT COVER (wall)	ELCOVWA	90.00	wall mounted ravenna only
CHROME CABLE COVER (floor)	CACOVFL	70.00	floor mounted ravenna/ravenna plus only

APOLLO ravenna plus



Picture above shows TBJR6



SR



CR



TCR



TBJR4_15H



dual fuel and electric
only options available
in 3 days

ravenna plus traditional towel warmer

traditional UK manufactured bathroom radiators in chrome, nickel or gold finish complete with fitted roma column radiators in 46 colours available in dual fuel and electric



SIZE		OUTPUT		STOCK CODE	PRICE CHROME	STOCK CODE DUAL FUEL	PRICE CHROME	STOCK CODE SEALED ELECTRIC	PRICE CHROME
WIDTH	HEIGHT	WATT	BTU						
RAVENNA SR									
510	955	630	2150	SR4	500.00	DFSR4	650.00	SESR4	750.00
RAVENNA CR									
510	955	645	2201	CR4	500.00	DFCR4	650.00	SECR4	750.00
695	955	985	3361	CR6	550.00	DFCR6	700.00	SECR6	800.00
845	955	1328	4531	CR8	800.00	DFCR8	900.00	SECR8	1000.00
1000	955	1666	5685	CR10	1000.00	DFCR10	1100.00	SECR10	1200.00
RAVENNA TCR									
510	1500	1120	3822	TCR4_15H	950.00	DFTCR4_15H	1050.00	SETCR4_15H	1150.00
695	955	1025	3497	TCR6	650.00	DFTCR6	800.00	SETCR6	900.00
RAVENNA BJR									
510	955	645	2201	BJR4	600.00	DFBJR4	700.00	SEBJR4	800.00
695	955	985	3361	BJR6	650.00	DFBJR6	750.00	SEBJR6	850.00
RAVENNA TBJR									
510	955	670	2286	TBJR4	700.00	DFTBJR4	800.00	SETBJR4	900.00
510	1500	1120	3822	TBJR4_15H	1050.00	DFTBJR4_15H	1150.00	SETBJR4_15H	1250.00
695	955	1025	3497	TBJR6	750.00	DFTBJR6	850.00	SETBJR6	950.00

DIMENSIONS - RAVENNA PLUS	SR4	CR4	CR6	CR8	CR10	TCR4	TCR6	BJR4	BJR6	TBJR4	TBJR6
TOP PROJECTION - wall to outside edge	150	240	240	240	240	240	240	240	240	240	240
BOTTOM PROJECTION - wall to flange edge	142	142	142	142	142	142	142	142	142	142	142
PIPE CENTRES - wall to centre tapping	100	100	100	100	100	100	100	100	100	100	100
PIPE CENTRES - internal width-distance between tappings	353	353	538	690	842	353	538	353	538	353	538
PIPE CENTRES - floor to centre tapping	100	100	100	100	100	100	100	100	100	100	100


RAVENNA INFORMATION

EN442 Outputs ΔT50C
 Correction factor to ΔT60C = 1.2675
 For more technical info see www.apolloradiators.co.uk
 Electrical components are guaranteed for one year only
 Nickel +35% Gold +50% lead time 20 days
 Standard Roma inserts white (RAL 9016)
 Powder coated inserts plus £100 per rad
All prices subject to VAT

3 DAYS
FREE DELIVERY
20 DAYS

APOLLO standard colours

for more information see page 5



APOLLO siena



- brass UK manufactured towel warmer
- chrome available within 3 days
- nickel/gold available within 20 days

Picture above shows MF

siena contemporary towel warmer

UK manufactured towel warmer in chrome, nickel or gold finish



SIZE		STOCK CODE CHROME	OUTPUT		PRICE CHROME
WIDTH	HEIGHT		WATT	BTU	
SIENA MF					
485	956	MF4	190	648	400.00
695	956	MF6	230	785	500.00
SIENA MW					
485	1305	MW4	245	836	600.00
585	1305	MW5	350	1194	700.00


DIMENSIONS - SIENA	MF4	MF6	MW4	MW5
TOP PROJECTION - wall to front of top rail	116	116	116	116
BOTTOM PROJECTION - wall to flange edge	142	142	116	116
PIPE CENTRES - wall to centre tapping	100	100	50	50
PIPE CENTRES - internal width - distance between tapings	328	538	400	500
PIPE CENTRES - floor to centre tapping	100	100	N/A	N/A

SIENA INFORMATION	
<p>EN442 Outputs $\Delta T50C$ Correction factor to $\Delta T60C = 1.2675$ For more technical info see www.apolloradiators.co.uk Nickel +35% Gold +50% Lead time 20 days All prices subject to VAT</p>	   

complementary products



compatible valves: for more information see page 88



Stock Code

	capri radiator	ferrara, bassano, bologna	firenze victorian cast iron radiator	milano vertical plan radiator	milano horizontal plan radiator	modena, monza aluminium radiator	rimini tube on tube radiator (vertical)	rimini tube on tube radiator (horizontal)	roma steel column range	garda contemporary polished stainless steel towel warmer	genova stainless steel towel warmer	napoli multitrail	palermo chrome flat panel towel warmer	pavia tube on tube towel warmer	ravenna siena traditional towel warmer contemporary	trieste towel warmer	venezia contemporary chrome multitrail
LCV15A	●	●		●	●	●	●	●	●	●	●	●	●	●	●	●	●
LWV15A	●			●	●	●	●	●	●			●		●		●	
LCV15S		●		●				●		●	●	●	●	●		●	●
LWV15S				●				●				●		●		●	
LX15A			●						●						●		
LX15S												●			●		
LCTRV15A	●	●		●	●	●	●	●	●	●	●	●	●	●	●	●	●
LWTRV15A	●			●	●	●	●	●	●			●		●		●	
LCTRV15S		●		●				●		●	●	●	●	●		●	●
LWTRV15S				●				●				●		●		●	
TFPK	●	●	●	●	●	●	●	●	●	●	●	●	●	●	●	●	●
ITCCVA										●		●	●	●			●
ITCCVS										●		●	●	●			●
ITCCVDF										●		●					●
CCVC	●	●		●	●	●	●	●	●	●	●	●	●	●	●	●	●
TV15 (set)			●						●								
VV15 (set)			●				●	●	●								
LBTRV			●						●								

APOLLO radiator valves

Description (All valves sold as sets)	Stock Code	Price	
ITALIAN LUXURY POLISHED CHROME VALVE SET CHROME HEAD ANGLED 15mm Add 90mm for pipe centres	LCV15A	80.00	
ITALIAN LUXURY POLISHED CHROME VALVE SET WHITE HEAD ANGLED 15mm Add 90mm for pipe centres	LWV15A	70.00	
ITALIAN LUXURY POLISHED CHROME VALVE SET CHROME HEAD STRAIGHT 15mm	LCV15S	80.00	
ITALIAN LUXURY POLISHED CHROME VALVE SET WHITE HEAD STRAIGHT 15mm	LWV15S	70.00	
ITALIAN LUXURY VALVE SET CHROME 'X' HEAD ANGLED 15mm Add 90mm for pipe centres	LX15A	80.00	
ITALIAN LUXURY VALVE SET CHROME 'X' HEAD STRAIGHT 15mm	LX15S	80.00	
ITALIAN LUXURY POLISHED CHROME TRV SET CHROME HEAD ANGLED 15mm Add 90mm for pipe centres	LCTRV15A	120.00	
ITALIAN LUXURY POLISHED CHROME TRV SET WHITE HEAD ANGLED 15mm Add 90mm for pipe centres	LWTRV15A	105.00	
ITALIAN LUXURY POLISHED CHROME TRV SET CHROME HEAD STRAIGHT 15mm	LCTRV15S	120.00	
ITALIAN LUXURY POLISHED CHROME TRV SET WHITE HEAD STRAIGHT 15mm	LWTRV15S	105.00	
CHROME/BRASS TAILS AND FLOOR PLATE KIT	TFPK	40.00	
ITALIAN CONTEMPORARY CHROME VALVES SET ANGLED 15mm Add 90mm for pipe centres	ITCCVA	30.00	
ITALIAN CONTEMPORARY CHROME VALVES SET STRAIGHT 15mm	ITCCVS	30.00	
ITALIAN CONTEMPORARY CHROME VALVES SET DUAL FUEL 15mm	ITCCVDF	30.00	
CONTEMPORARY CHROME CORNER VALVES Add 90mm for pipe centres (side entry only)	CCVC	50.00	
TRADITIONAL STYLE - Brass Roundhead - 1/2" 15mm sold in pairs Add 100mm for pipe centres	TV15 (set)	100.00	
VICTORIAN STYLE - Antique Brass 'X' head - 1/2" 15mm sold in pairs Add 100mm for pipe centres	VV15 (set)	100.00	
LUXURY BRASS TRV VALVE SET - 1/2" 15mm Add 100mm for pipe centres	LBTRV	235.00	

APOLLO electric options for towel warmers

DUAL FUEL OPTION

rail can be switched from central heating system to electric for summer use

DESCRIPTION		STOCK CODE	PRICE
ELECTRIC HEATING ELEMENT c/w POLISHED CHROME 'T' (choose element @ 50% of EN442 output)	200 WATT	EHE200W	65.00
	300 WATT	EHE300W	70.00
	450 WATT	EHE450W	75.00
	600 WATT	EHE600W	80.00
LUXURY ELECTRIC HEATING ELEMENT c/w POLISHED CHROME 'T' (choose element @ 50% of EN442 output)	200 WATT	LEHE200W	80.00
	300 WATT	LEHE300W	85.00
	400 WATT	LEHE400W	90.00
THERMOSTATIC ELECTRIC HEATING ELEMENT c/w POLISHED CHROME 'T' (tehe react to water temperature not room temperature)	300 WATT	TEHE300W	100.00
	600 WATT	TEHE600W	110.00

COMPATIBLE WITH	
garda contemporary polished stainless steel towel warmer napoli multirail venezia contemporary chrome multirail	genova stainless steel towel warmer trieste superior and superior plus towel warmer



EHE

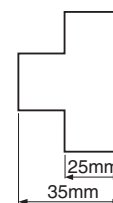


LEHE



TEHE

'T' PIECE FOR DUAL FUEL. IF USING THE DUAL FUEL OPTION, THE PIPE CENTRES WILL CHANGE. THE ABOVE DOES NOT APPLY FOR RAVENNA & TRIESTE



SEALED ELECTRIC OPTION

for electric use only

DESCRIPTION	STOCK CODE	PRICE
SEALED ELECTRIC OPTION (price for filling rail, fitting element and electrical testing to EN50106) Please note the element is not included in the price. Please add the required element from the dual fuel option table above.	SEO	100.00

about **APOLLO**

APOLLO Radiators is one of the leading independent distributors of radiators and towel rails in the UK.

At **APOLLO** Radiators the emphasis is on quality, available from stock.

Our standard stock ranges are delivered to merchants within 3 to 5 working days.

The latest design standards are incorporated into each radiator, and every **APOLLO** radiator undergoes a detailed production process to ensure the highest quality standards are met.

APOLLO Radiators distribute throughout the UK to a wide range of independent merchants, as well as the national merchant groups.

APOLLO Radiators is dedicated to increasing the number of quality, value for money products available to our customers.

“the bitterness of poor quality remains long after the sweetness of low price is forgotten”



terms and conditions

All prices are in Sterling.

All prices are subject to VAT

There is no carriage charge for delivery to the UK mainland.

The manufacturing warranty for most products is 5 or 10 years, the notable exception being electrical products which have a warranty for 12 months.

After delivery by **APOLLO** Radiators, if goods are damaged in further transit or on-site, this is not covered by the warranty.

The warranty assumes fitting by an accredited and qualified tradesman and covers all manufacturing defects caused by faulty materials or workmanship, and will commence from the date of purchase from your wholesaler.

Please ensure the correct fixings for your wall type are used with the radiator brackets supplied; consult a professional or expert if unsure.

Adjusting pipe work prior to delivery - whilst we endeavour to ensure all pipe centre dimensions are correct, manufacturing tolerances require that we strongly recommend pipe work is not altered or adjusted until the new radiator or towel rail is fixed in its final position. **APOLLO** Radiators will not accept responsibility for any claims relating to installation of pipe work prior to the fixing of the radiator.

Any returns of goods which are not required will be subject to 20% handling and carriage charges.

Bespoke Specials and Coloured Radiators are not returnable.

(Sealed electric products and Firenze cast iron radiators are assembled to order and as such, are classed as bespoke specials).

(Ferrara Stone Radiators have a natural stone finish resulting in each radiator being unique, and as such, are classed as bespoke specials).

Standard Terms and Conditions apply, these are available on request.

Due to a policy of continuous improvement we reserve the right to change specifications and prices without prior notice.



made in the UK and Europe



APOLLO RADIATORS

2 Madleaze Trading Estate
Bristol Road
Gloucester
GL1 5SG

Tel 01452 311712
Fax 01452 311719

E mail info@apolloradiators.co.uk
Website www.apolloradiators.co.uk

